

# 1

## Direct-Indirect Narration

वक्ता के कथन को व्यक्त करने की सामान्यतः दो विधियाँ प्रचलित हैं—

1. **Direct Speech**—"We may quote his actual words. This is called Direct Speech." —*P. C. Wren*  
जब वक्ता के कथन को ज्यों का त्यों ठीक उसी के शब्दों में व्यक्त किया जाता है; तो उसे Direct Speech कहते हैं। इस प्रकार की Speech को Inverted Commas के अन्दर रखा जाता है। जैसे—

Ram said, "I am very busy now."

2. **Indirect Speech**—"We may report what he said without quoting his exact words. This is called Indirect Speech." —*P. C. Wren*

किसी वक्ता के कथन को अपने ढंग से बदलकर कहने की विधा को ही Indirect Speech कहते हैं; जैसे—

Ram said **that he was** very busy **then**.

इस कथन में निम्नलिखित परिवर्तन किया गया है—

1. Inverted Commas को हटाकर Ram said तथा I am very busy now. को **that** द्वारा जोड़ा गया है।
2. Pronoun I को he में बदल दिया गया है अर्थात् Person में परिवर्तन हुआ है।
3. क्रिया am को Present से बदलकर was (past) कर दिया गया है।
4. क्रिया विशेषण (Adverb) now को then में बदल दिया गया है।

इन परिवर्तनों के पीछे कुछ नियम हैं जिनका ज्ञान अत्यन्त अपेक्षित है। इन नियमों को समझने से पूर्व यह भी जान लेना आवश्यक है कि Direct Speech के दो भाग होते हैं—

1. **Reporting Verb**—Inverted Commas के बाहर के भाग Ram said, को Reporting Verb कहते हैं।
2. **Reported Speech**—Direct Speech में Inverted Commas के अन्दर के भाग को Reported Speech कहते हैं जैसे—"I am very busy now."

### Direct से Indirect Speech में बदलने के सामान्य नियम

#### (GENERAL RULES)

Direct से Indirect Speech में बदलने के सामान्यतः तीन बिन्दु होते हैं जो सभी प्रकार के वाक्यों पर लागू होते हैं—

- Change of Tense
- Change of Person
- Change of other Parts of speech.

### CHANGE OF TENSE

यदि Reporting Verb, Past Tense में हो तो Direct Speech के Present Tenses अपने **Corresponding Past Tenses** में बदल जाते हैं।

1. Simple Present Tense का Simple Past Tense हो जाता है—  
(Present Indefinite Tense into Past Indefinite Tense)

**Example :**

*Direct* : Ram said, "I **am** unwell."

*Indirect* : Ram said that he **was** unwell.

2. Present Imperfect Tense (Continuous) का Past Imperfect Tense हो जाता है—  
**Example :**  
*Direct* : Ram said, "I **am going** to school."  
*Indirect* : Ram said that he **was going** to school.
3. Present Perfect Tense का Past Perfect Tense हो जाता है—  
**Example :**  
*Direct* : He said, "I **have completed** the work."  
*Indirect* : He said that he **had completed** the work.
4. Present Perfect Continuous Tense का Past Perfect Continuous Tense हो जाता है—  
**Example :**  
*Direct* : He said, "I **have been playing** since morning."  
*Indirect* : He said that he **had been playing** since morning.
5. Past Indefinite Tense का Past Perfect Tense हो जाता है—  
**Example :**  
*Direct* : He said, "The horse **died**."  
*Indirect* : He said that the horse **had died**.
6. Past Continuous Tense का Past Perfect Continuous Tense हो जाता है—  
**Example :**  
*Direct* : He said, "Boys were playing in the morning."  
*Indirect* : He said that boys had been playing in the morning.

### ☞ विशेष—

- Past Perfect Tense तथा Past Perfect Continuous Tense के Verb में कोई परिवर्तन नहीं होता है।
- Will को would, shall को should, can को could तथा may को might में बदल दिया जाता है।

### नियम के कुछ अपवाद

1. सदा सत्य रहने वाली बात (Universal Truth) के Verb में परिवर्तन नहीं होता है—  
**Examples :**  
 (i) *Direct* : The teacher said, "The earth **moves** round the sun."  
*Indirect* : The teacher said that the earth **moves** round the sun.  
 (ii) *Direct* : Ram said, "The sun **rises** in the east."  
*Indirect* : Ram said that the sun **rises** in the east.
2. आदत सम्बन्धी तथ्य (Habitual Facts) के Verb नहीं बदलते—  
**Example :**  
*Direct* : His father said, "I **get up** early in the morning daily."  
*Indirect* : His father said that he **gets up** early in the morning daily.
3. मुहावरे (Proverbs) जिनमें universal truth का बोध हो, का Verb नहीं बदलता—  
**Examples :**  
 (i) *Direct* : He reminded, "A bad carpenter **quarrels** with his tools."  
*Indirect* : He reminded that a bad carpenter **quarrels** with his tools.  
 (ii) *Direct* : Mohan said, "When the cat **is** away, the mice **play**."  
*Indirect* : Mohan said that when the cat **is** away, the mice **play**.
4. ऐतिहासिक तथ्य (Historical Facts) वाले वाक्यों के Verb नहीं बदलते—  
**Example :**  
*Direct* : He said, "Kalidas is the Shakespeare of India."  
*Indirect* : He said that Kalidas is the Shakespeare of India.

### कुछ विशेष जानकारियाँ

(i) **Must** को प्रायः **Had to** में बदल देते हैं—

**Example :**

*Direct* : He said, "I **must** go."

*Indirect* : He said that he **had** to go.

(ii) यदि **Must** से किसी नियम का सिद्धान्त, स्थायी आदेश अथवा अनुमान का बोध हो तो इसे नहीं बदलते—

**Examples :**

(a) *Direct* : He said, "Students **must** respect their teachers."

*Indirect* : He said that students **must** respect their teachers.

(b) *Direct* : The policeman said, "Passengers **must** not cross the line."

*Indirect* : The policeman said that passengers **must** not cross the line.

(c) *Direct* : He said, "I **must** leave tomorrow."

*Indirect* : He said that he **must** leave the next day.

(iii) जब **Reported Speech** दशा (state) का बोध कराता हो तो **Reporting Verb Past Tense** होने पर भी **Past Indefinite Tense** नहीं बदलता—

**Examples :**

(a) *Direct* : Ram said, "He **was** ready."

*Indirect* : Ram said that he **was** ready.

(b) *Direct* : He said, "I **lived** many years in China."

*Indirect* : He said that he **lived** many years in China.

(iv) जब वाक्य में कई **Simple Past Tense** हो तो पहले को ही **Past Perfect Tense** में बदला जाता है शेष को नहीं—

**Example :**

*Direct* : He said, "I **finished** the novel two days ago. I then **gave** it to Ramesh who **kept** it for a long time."

*Indirect* : He said that he **had finished** the novel two days before then he **gave** it to Ramesh, who **kept** it for a long time.

## ◀ Exercise :: 1 ▶

(TENSE CHANGE)

**Change the following sentences into Indirect Speech:**

1. He said, "He writes a letter."
2. Mohan said, "She does not sing a song."
3. Ram said, "He is wrong."
4. The teacher said, "She is a weak student."
5. My father said, "Mohan is writing a letter."
6. She said, "She has done her work."
7. Radha said, "Ravi posted the letter."
8. You said, "Ankit was running on the road."
9. My mother said, "She had played well."
10. Ramesh said, "His sister will never tell a lie."

### CHANGE OF PERSON

Personal Pronoun तीन प्रकार के व्यक्तियों के लिए प्रयोग किये जाते हैं—

1. The person who speaks. (व्यक्ति जो बोलता है)	I, my, me	— <b>First Person</b>
2. The person spoken to. (व्यक्ति जिससे बोला जाता है)	You, your, you	— <b>Second Person</b>
3. The person spoken of. (व्यक्ति जिसके बारे में बोला जाता है)	He, his, him she, her	— <b>Third Person</b>

Personal Pronoun की एक सूची दी गई है उसे Number तथा Gender का ध्यान रखते हुए देखें—

### Personal Pronoun

Person		Subject (Nominative case)	Object (Objective case)	Possessive case	Emphatic or Reflexive Pronoun
<b>First Person</b>	<i>Singular</i>	I	me	my, mine	myself.
	<i>Plural</i>	We	us	our, ours	ourselves.
<b>Second Person</b>	<i>Singular</i>	you	you	your, yours	yourself.
	<i>Plural</i>	You	you	your, yours	yourselves.
<b>Third Person</b>	<i>Singular</i>	He	him	his	himself
		She	her	her, hers	herself
		It	it	its	itself
	<i>Plural</i>	They	them	their, theirs	themselves.

#### विशेष—

- *First* तथा *Second Person*—स्त्री तथा पुरुष के लिए समान शब्द ही प्रयोग होते हैं।
- *Third Person* में he, his, him पुलिंग के लिए तथा she, her, hers स्त्रीलिंग के लिए प्रयोग किये जाते हैं।
- *They, them, their* बहुवचन में पुलिंग तथा स्त्रीलिंग दोनों के लिए प्रयोग किये जाते हैं।

### Person बदलने के नियम

#### विशेष—

- केवल Reported Speech का Person बदलता है Reporting Verb का नहीं।

1. **First Person बदलने के नियम**—प्रथम पुरुष First Person के Pronoun को Reporting Verb के Subject के Person, Number तथा Gender के अनुसार बदल दिया जाता है।

#### **Example :**

- *Direct* : Sita said, "I have done **my** home work."
- *Indirect* : Sita said that **she** had done **her** home work.

Reporting Verb का Subject Sita है अतः Reporting Speech में प्रयुक्त I तथा my को Sita के अनुसार Number तथा Gender में बदल दिया गया है। बदलने पर I को She तथा My को Her-Sita के अनुसार परिवर्तित किया गया है।

**Example :**

- *Direct* : I said, "I write a letter to **my** father."
- *Indirect* : I said that **I** wrote a letter to **my** father.

इस उदाहरण में Reporting Verb तथा Reported Speech दोनों में Person—First Person में ही हैं, इसलिए परिवर्तन नहीं किया गया।

**Example :**

- *Direct* : You said, "I write a letter to **my** father."
- *Indirect* : You said that **you** wrote a letter to **your** father.

इस उदाहरण में Reporting Verb का कर्ता you Second Person में है इसलिए Reported Speech का I तथा my-you के अनुसार you तथा your में बदल दिया गया है।

**Example :**

- *Direct* : They said, "**We** write a letter to **our** father."
- *Indirect* : They said that **they** wrote a letter to **their** father.

इस उदाहरण में Reported Speech के Person—we तथा our हैं, जो First Person बहुवचन में है। इन्हें Reporting Verb के कर्ता they के अनुसार बदल कर they तथा their बनाया गया है।

2. **Second Person बदलने के नियम**—Second Person के Pronouns जो Reported Speech में आते हैं उन्हें Reporting Verb के Object के Person, Number व Gender के अनुसार बदला जाता है।

**Example :**

- *Direct* : He said to him, "**You** write a letter to **your** father."
- *Indirect* : He told him that **he** wrote a letter to **his** father.

इस उदाहरण में Reported Speech में you तथा your—Second Person में है जो Reporting Verb के Object him के अनुसार Third Person में बदल दिये गये हैं। you को he तथा your को him के अनुसार ही बनाया गया है।

**Example :**

- *Direct* : He said to them, "**You** are happy."
- *Indirect* : He told them that **they** were happy.

इस उदाहरण में you को them के अनुसार they में बदला गया है।

**Example :**

- *Direct* : He said to you, "**You** are happy."
- *Indirect* : He told you that **you** were happy.

इस उदाहरण में you को नहीं बदला गया है क्योंकि Reporting Verb का Object भी Second Person अर्थात् you है। दोनों एक ही Person में हैं।

**Example :**

- *Direct* : He said to her, "**You** are happy."
- *Indirect* : He told her that **she** was happy.

इस उदाहरण में you को she में बदला गया है, क्योंकि Reporting Verb का Object her स्त्रीलिंग Third Person में है।

**Example :**

■ *Direct* : He said to me, "**You** are happy."


*Indirect* : He told me that **I** was happy.

इस उदाहरण में you को I में बदला गया है, क्योंकि Reporting Verb का Object me—First Person में है।

3. **Third Person बदलने के नियम**—Third Person he, his, him, she, her, hers, they, their, them ज्यों का त्यों बने रहते हैं। इनमें किसी भी प्रकार का परिवर्तन नहीं होता है। जैसे—

■ *Direct* : He said to her, "**He** is very happy."

*Indirect* : He told her that **he** was very happy.

 **विशेष—**

● यदि Reporting Verb का Object न दिया गया हो तो अपनी ओर से उसे Third Person मानकर Indirect Speech में परिवर्तन करें, जैसे—

*Direct* : He said, "You are a student."

*Indirect* : He said (to him) that he was a student.

● यदि we का प्रयोग मानव मात्र के लिए किया गया हो, तो उसमें परिवर्तन नहीं होता, जैसे—

*Direct* : He said, "We must all die."

*Indirect* : He said that we must all die.

● Person के बदलने पर उसका Number तथा Case वही रहता है, जैसे—

*Direct* : He said, "**I** am going to **my** house."

*Indirect* : He said that **he** was going to **his** house.

संक्षेप में Person बदलने का सूत्र है—

<b>First Person</b>	— Subject के अनुसार	— S
<b>Second Person</b>	— Object के अनुसार	— O
<b>Third Person</b>	— No change	— N

इसे इस प्रकार भी समझ सकते हैं—

<b>1</b>	<b>2</b>	<b>3</b>
S	O	N

यहाँ 1 (एक) का तात्पर्य First Person से, 2 (दो) का तात्पर्य Second Person से तथा 3 (तीन) का तात्पर्य Third Person से है।

**नोट**—'SON' का सूत्र Person बदलने में सहायक है।

## ◀ Exercise :: 2 ▶

(PERSON AND TENSE CHANGE)

**Change the following sentences into Indirect Speech :**

1. He said, "I am well."
2. She said, "I do my work."
3. You said, "I write a letter to my father."
4. I said, "I am a student."
5. She said, "I like my house."

6. He said to her, "You are my brother."
7. Sita said to me, "You will play hockey."
8. Mohan said to him, "You have done it."
9. Hari said to you, "You are reading my book."
10. He said to her, "He is singing in his house."

### CHANGE OF OTHER PARTS OF SPEECH

#### निकटता को दूरी में बदलने वाले शब्द

Direct Speech	Indirect Speech
Now	Then
Just	Then
Today	That day
To night	That night
This	That
These	Those
Here	There
Hence	Thence
Come	Go
Tomorrow	The next day
Yesterday	The previous day
Last night	The previous night
Ago	Before
Last week	The previous week

#### ✎ विशेष—

- यदि वक्ता के बोलने के समय कोई वस्तु, स्थान या समय सामने है तो इनकी ओर संकेत करने वाले शब्दों—  
this, here, now को नहीं बदला करते।

#### Examples :

1. *Direct* : He said, "**This** is my book."  
*Indirect* : He said that **this** was his book.
2. *Direct* : He said, "He lived in **this** street in 1990."  
*Indirect* : He said that he had lived in **this** street in 1990.
3. *Direct* : He said, "I will do it **now or never**."  
*Indirect* : He said that he would do it **now or never**.
4. *Direct* : He said, "I will speak **here**."  
*Indirect* : He said that he would speak **here**. (कथन उसी स्थान पर दोहराया गया है।)

## ◀ Exercise :: 3 ▶

#### Change the following sentences into Indirect Speech :

1. Hari said, "I shall punish you now."
2. She said, "I came here yesterday."
3. You said, "I have not seen this picture yet."
4. He said to you, "You will go to Agra tomorrow."
5. He said to her, "I can not read here if you make a noise."

6. They said, "These boys are not doing well."
7. My father said, "He will come here next week."
8. You said to him, "I shall not read your book today."
9. I said, "I have not done this work yet."
10. You said to me, "You did not send your bag to me yesterday."

### Special Rules

कुछ नियम ऐसे होते हैं जो भिन्न-भिन्न प्रकार के वाक्यों के लिए भिन्न होते हैं। इसलिए इन्हें **Special Rules** कहते हैं। अतः यहाँ वाक्यों के भेद को समझना परम आवश्यक है। वाक्य अर्थ के आधार पर पाँच प्रकार के होते हैं—

1. Assertive Sentence, 2. Interrogative Sentence, 3. Imperative Sentence, 4. Optative Sentence, 5. Exclamatory Sentence.

1. **Assertive Sentence (साधारण वाक्य)**—इस प्रकार के वाक्य समझने में सरल होते हैं। इनकी बनावट इस प्रकार होती है—

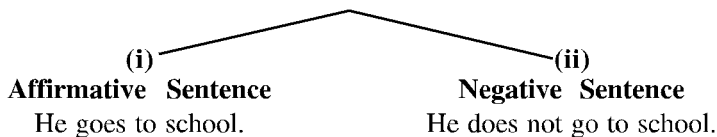
**Subject + Verb + Object or  
Subject + v + V + Object**

सर्वप्रथम कर्ता, उसके बाद क्रिया तथा बाद में कर्म होता है जैसे—

He goes to school. = S + V + O या

He is going to school. = S + v + V + O

**Assertive Sentences** दो प्रकार के होते हैं—



- Affirmative Sentence सकारात्मक कथन करते हैं जबकि Negative Sentence नकारात्मक कथन करते हैं।

2. **Interrogative Sentence (प्रश्नवाचक वाक्य)**—प्रश्नवाचक वाक्यों के अन्त में प्रश्नवाचक का चिन्ह (?) लगा रहता है अतः इन्हें इसी की सहायता से पहचाना जा सकता है। जैसे—

- Is he going to school?

प्रश्नवाचक वाक्य भी दो प्रकार के होते हैं—

- (i) वे वाक्य जो प्रश्नवाचक शब्द (who, what, where, how, when, why, whenever आदि) से प्रारम्भ होते हैं; जैसे—

- What is he doing here? (प्रश्नवाचक शब्द what से प्रारम्भ हैं)

- (ii) वे वाक्य जो सहायक क्रिया से प्रारम्भ होते हैं। उन्हें yes/no answer type question कहा जाता है; जैसे—

- Is he going to school now?

3. **Imperative Sentence**—ऐसे वाक्यों से आज्ञा, प्रार्थना या परामर्श (order, request or advice) का भाव प्रदर्शित किया जाता है; जैसे—

- (i) Get out from the class.

(order)

- (ii) Please, give me your pen.

(request)

- (iii) Take proper food.

(advice)

**विशेष—**

- ऐसे वाक्यों में कर्ता (you) छिपा रहता है। वाक्य मुख्य क्रिया के first form से प्रारम्भ होता है। Negative form में Do not का प्रयोग किया जाता है, जैसे—

Do not smoke here. or Don't smoke here.



4. **Optative Sentence**—इस प्रकार के वाक्यों से इच्छा, आशीर्वाद या अभिशाप का भाव प्रदर्शित होता है; जैसे—  
 (i) May you live long! (blessing)  
 (ii) May he die! (curse)  
 (iii) Let thy will be done, God! (wish)
5. **Exclamatory Sentence**—इस प्रकार के वाक्यों से हर्ष, उल्लास, शोक-सन्ताप, आश्चर्य आदि भावनाओं का प्रदर्शन होता है। इन वाक्यों में विस्मयसूचक चिन्ह (Mark of Exclamation) (!) का प्रयोग किया जाता है; जैसे—  
 (i) Alas! he is dead,  
 (ii) Bravo! we have won.  
 (iii) By heavens! I am not at fault.

## DIRECT से INDIRECT SPEECH में बदलना

### ASSERTIVE SENTENCES

Assertive Sentences को Direct से Indirect Speech में बदलने के सामान्य नियम, जो Tense, Person तथा समीप वाले शब्दों को दूर वाले शब्दों में बदलने से सम्बन्धित है, प्रारम्भ में ही आप पढ़ चुके हैं। इससे सम्बन्धित विशेष नियम निम्नलिखित हैं—

1. Assertive Sentences में Reporting Verb तथा Reported Speech को Inverted Commas हटाकर 'that' से जोड़ा जाता है। जैसे—  
*Direct* : Ram said to him, "He is reading a book."  
*Indirect* : Ram told him **that** he was reading a book.  
 (यहाँ Reporting Verb तथा Reported Speech को that से जोड़ा गया है)
2. Reporting Verb के स्थान पर यदि say या says हो तो उसे tell या tells में बदल देते हैं। इस प्रकार के वाक्यों में यह ध्यान रखना चाहिए कि Reported Speech के Verb के Tense में कोई परिवर्तन नहीं होता है। जैसे—  
*Direct* : Ram says to me, "He **reads** a book."  
*Indirect* : Ram tells me that he **reads** a book."

#### विशेष—

- यदि Reporting Verb का Tense, Present या Future Tense में हो तो Reported Speech का Tense नहीं बदलता है।

3. यदि Inverted Commas के अन्दर कोई व्यक्तिवाचक संज्ञा (Proper Noun) सम्बोधन कारक Case of Address के रूप में रहे तो उसे Reporting Verb का Object मानकर Direct से Indirect Speech में बदलना चाहिए। जैसे—  
*Direct* : The teacher said, "**Ram**, I am pleased with you."  
*Indirect* : The teacher told **Ram that** he was pleased with him.
4. यदि Inverted Commas के अन्दर friend, father, mother, brother, sister, ladies and gentlemen आदि Common Noun सम्बोधन के शब्द के रूप में आये हो तो Addressed as से इन्हें जोड़कर Reporting Verb के बाद रख दें। जैसे—  
*Direct* : The President said, "Ladies and Gentlemen, I should thank you all."  
*Indirect* : The President addressed as ladies and gentlemen and said that he should thank them all.
5. यदि Inverted Commas के अन्दर स्वागत या विदाई (Welcome or Farewell) जैसे good morning, good night आदि प्रकार के शब्द आये तो Idiom के अनुसार इसके पहले bid या bade को जोड़कर Reporting Verb के पहले रख देना चाहिए। जैसे—  
*Direct* : My friend said to me, "Good morning, I am happy to see you."  
*Indirect* : My friend bade me good morning and said that he was happy to see me.

6. यदि Inverted Commas के अन्दर एक से अधिक Assertive Sentences रहें तो उन्हें and से जोड़ देना चाहिए या further/added आदि का प्रयोग कर सभी वाक्यों को मिला देना चाहिए। जैसे—

*Direct* : The king said, "It is enough. My mother is yet alive. I will go and see her before I die."

*Indirect* : The king said that it was enough that his mother was yet alive and that he would go and see her before he died.

7. यदि Inverted Commas के अन्दर yes/no आये तो उनका भाव लेकर replied in the Affirmative or Negative लिख दिया जाता है। जैसे—

*Direct* : I asked him, "Are you ill?" He said, "yes."

*Indirect* : I asked him if he was ill. He replied in the affirmative.

किन्तु यह प्रयोग अच्छा नहीं समझा जाता है, इसलिए इसको इस प्रकार बदलना चाहिए। जैसे—

I asked him if he was ill. He replied that he was.

निम्नलिखित उदाहरणों को देखिए—

(i) *Direct* : I asked him, "Are you going?" He replied, "yes".

*Indirect* : I asked if he was going and he replied that he was.

(ii) *Direct* : You asked him, "Are you happy?" He replied, "No"?

*Indirect* : You asked him if he was happy and he replied that he was not.

## ◀ Exercise :: 4 ▶

**Change the following sentences into Indirect Speech :**

1. Sita says, "She is ill."
2. Mohan says, "He is bathing in the river."
3. You will say, "Mohan is an honest boy."
4. Ravi has said, "The sun is rising in the east."
5. Ramu says, "She plays cricket."
6. Radha said to him, "The boy is out."
7. My father said, "It has been raining since yesterday."
8. The teacher said, "The thief will be caught soon."
9. The Principal said, "Virtue is its own reward."
10. Mohan said, "He will go to Agra."

### INTERROGATIVE SENTENCES

( प्रश्नवाचक वाक्य )

There are two kinds of Interrogative Sentences :

(i) Yes/no Type Questions

(ii) Wh Type Questions

1. **Yes/no type Questions**—सामान्यतः सहायक क्रिया से प्रारम्भ होते हैं जिनका उत्तर हाँ या नहीं में दिया जाता है। जैसे—


(i) Do you go to school?

(ii) Are you playing here?

इन प्रश्नों का उत्तर हाँ या नहीं में दिया जा सकता है। इनका प्रारम्भ Do या Are से हुआ है, जो सहायक क्रियायें हैं।

ऐसे वाक्य जो do, does, did, is, am, are, was, were, will, shall, can, may, has, have, had आदि से प्रारम्भ होते हैं उन्हें **yes/no answer type question** कहा जाता है।

2. **Wh Type Questions**—ऐसे वाक्य जो प्रश्नवाचक शब्द who, what, where, when, why, whenever अर्थात् wh से प्रारम्भ होते हैं और जिनका उत्तर yes या no में नहीं दिया जा सकता है; जैसे—
- (i) Who are you?
  - (ii) What are you doing?
  - (iii) How are you?

 **विशेष—**

- सभी प्रश्नवाचक वाक्यों के अन्त में प्रश्नवाचक का चिन्ह (?) लगा रहता है।


### General Rules ( सामान्य नियम )

प्रश्नवाचक वाक्यों को Direct Narration से Indirect Narration में बदलने के सामान्य नियम हैं—

- Reporting Verb say or tell को ask या enquire में बदल देते हैं यदि said है तो asked या enquired में परिवर्तित कर दिया जाता है।
- वाक्य को प्रश्नवाचक से साधारण वाक्य में बदल देते हैं।
- प्रश्नवाचक चिन्ह को हटाकर full stop (.) लगा देते हैं।
- Person या Tense का परिवर्तन पहले की ही तरह होता है।

#### विशेष नियम

##### 1. 'Yes'/'No' Answer Type Question—

 **विशेष—**'Yes'/'No' Answer Type Question में Inverted Commas हटाने पर that नहीं लगाया जाता है। that के बजाय if या whether का प्रयोग किया जाता है। शेष नियम पूर्ववत् रहते हैं।


#### Examples :

- (i) *Direct* : He said to me, "Are you going to school today?"  
*Indirect* : He asked me **if** I was going to school that day.
- (ii) *Direct* : He said to him, "Will you listen to such a man?"  
*Indirect* : He enquired him **whether** he would listen to such a man.
- (iii) *Direct* : The boy said to him, "Are you ill?"  
*Indirect* : The boy asked him **if** he was ill.

उपर्युक्त उदाहरणों को देखने से स्पष्ट है कि—

- Said के स्थान पर asked या enquired किया गया है।
- Commas हटाकर if या whether का प्रयोग किया गया है।
- सहायक क्रियाओं को कर्ता के बाद रख दिया जाता है।
- Person, Tense तथा समीप वाले शब्दों का परिवर्तन Assertive Sentence की भाँति ही किया गया है।

##### 2. Wh Type Question—

 **विशेष—**

इस प्रकार के प्रश्नवाचक वाक्यों में कोई भी Connective (that, if, whether) का प्रयोग नहीं किया जाता है। प्रश्नवाचक शब्द जो वाक्य में प्रयोग रहता है, वही Connective का काम करने लगता है।

शेष परिवर्तन पूर्ववत् होते हैं—

- Said के स्थान पर asked या enquired हो जाता है।
- प्रश्नवाचक का चिन्ह (?) हटा दिया जाता है।
- Person तथा Tense का परिवर्तन Assertive Sentences की ही भाँति होता है।
- समीप वाले शब्द दूर वाले शब्दों में बदल जाते हैं।
- सहायक क्रिया को कर्ता के बाद रखकर नियमानुसार बदल दिया जाता है।

**Examples :**

- (i) *Direct* : Ram said to him, "Who are you?"  
*Indirect* : Ram asked him who he was.
- (ii) *Direct* : He said to me, "Where are you going today?"  
*Indirect* : He asked me where I was going that day.
- (iii) *Direct* : The boy said to him. "What is your name?"  
*Indirect* : The boy asked him what his name was.

## ◀ Exercise :: 5 ▶

('YES'/NO' ANSWER TYPE QUESTIONS)

**Change the following sentences into Indirect Speech :**

1. Ram said to Mohan, "Are you reading a book?"
2. She said to me, "Will you sing a song?"
3. Mohan said to him, "Do you eat mangoes?"
4. My father said to her, "Are you coming home today?"
5. She said to him, "Have you completed your work?"
6. Kamla said to him, "Were they playing hockey?"
7. The teacher said to the boys, "Are you doing your home work?"
8. The principal said to me, "Have you brought your book today?"
9. She said, "Is your father well now?"
10. I said, "Shall I ever see him again?"

## IMPERATIVE SENTENCES

(COMMANDS AND REQUESTS)

**Imperative Sentences**—निम्नलिखित प्रकार के भाव व्यक्त करते हैं—

- Commands (आदेश)
- Requests (निवेदन)
- Advice (परामर्श)
- Requests with Let (Let के प्रयोग के आधार पर निवेदन)

### 1. Commands

☞ विशेष—

- जिन वाक्यों से Commands (आदेश) का बोध होता है उनके 'Reporting Verb' said को क्रमशः asked या ordered में भाव के अनुसार बदल दिया जाता है।
- ऐसे वाक्यों में कर्ता (you) छिपा रहता है। वाक्य का प्रारम्भ क्रिया के first form से होता है। अतः Indirect Speech बनाते समय that या if का प्रयोग न करके to का प्रयोग किया जाता है।

**Examples :**

- (i) *Direct* : The teacher said to the boys. "Get out from the class."  
*Indirect* : The teacher ordered the boys to get out from the class.
- (ii) *Direct* : "Call the first witness." Said the Judge.  
*Indirect* : The Judge ordered to call the first witness.

**☞ विशेष—**

- यदि आदेश Negative हो अर्थात् 'Do not' का प्रयोग किया गया हो तो ऐसे वाक्यों में 'do' को हटाकर 'not' के बाद to लगाया जाता है अथवा 'do not' दोनों को हटाकर 'forbade' का प्रयोग करते हुए 'to' लगाया जाता है।

**Examples :**

- (i) *Direct* : He said to me, "Do not laugh at me."  
*Indirect* : He asked me not to laugh at him. **or**  
 He forbade me to laugh at him.
- (ii) *Direct* : The teacher said to the boys, "Do not speak loudly."  
*Indirect* : The teacher ordered the boys not to speak loudly. **or**  
 The teacher forbade the boys to speak loudly.

**2. Requests****☞ विशेष—**

- ऐसे वाक्यों में 'said to' के स्थान पर Requested का प्रयोग किया जाता है।
- यदि please या kindly शब्द लगा है तो हटा दिया जाता है।
- जिस वाक्य में sir/madam का प्रयोग होता है वहाँ उसे हटाकर respectfully का प्रयोग किया जाता है।

**Examples :**

- (i) *Direct* : He said to me, "Please give me your pen."  
*Indirect* : He **requested** me **to** give him my pen.
- (ii) *Direct* : Ram said to me, "Sir, help me."  
*Indirect* : Ram **requested** me **respectfully** to help him.

**विशेष ध्यान देने योग्य बातें—**

- कभी-कभी Question के माध्यम से निवेदन किया जाता है। ऐसे वाक्यों में can, could, will या would का प्रयोग किया जाता है। ऐसे वाक्यों को Request के समान ही Indirect Speech में परिवर्तन किया जाता है।

**Examples :**

- (i) *Direct* : The boy said to me, "Will you please help me to lift the box?"  
*Indirect* : The boy requested me to help him to lift the box.
- (ii) *Direct* : The stranger said to the passerby, "Can you tell me the way to the railway station?"  
*Indirect* : The stranger **requested** the passerby **to** tell him the way to the railway station.
- (iii) *Direct* : He said to him. "Could you lend me your book for a minute?"  
*Indirect* : He **requested** him **to** lend him his book for a minute.

उपर्युक्त तीनों उदाहरण प्रश्नवाचक हैं फिर भी Indirect Speech में साधारण वाक्य की भाँति 'To' लगाकर परिवर्तित किया गया है।

**3. Advice**

कभी-कभी Direct Narration के वाक्य से परामर्श या सलाह का भाव होता है।

**Examples :**

- (i) *Direct* : The doctor said to the patient, "Take complete rest."  
*Indirect* : The doctor **advised** the patient to take complete rest.
- (ii) *Direct* : My friend said to me, "Invest your money in Unit Trust of India."  
*Indirect* : My friend **advised** me to invest my money in Unit Trust of India.
- (iii) *Direct* : My elder brother said, "Do not smoke."  
*Indirect* : My elder brother **advised** me not to smoke.

उपर्युक्त उदाहरणों का भाव 'परामर्श' प्रदर्शित करता है। अतः 'said to' के स्थान पर advised का प्रयोग देखें। शेष नियम पूर्ववत् हैं।

## ◀ Exercise :: 6 ▶

**Change the following sentences into Indirect Speech :**

1. My friend said to me, "Please, come tomorrow."
2. The teacher said to the boy, "Sit down. "
3. The doctor said to the patient, "Do not eat too much."
4. Father said to Mahesh, "Never tell a lie."
5. She said to me, "Please, wait here till I return."
6. She said to me, "Could you write one more letter before you go?"
7. I said to him, "Shut the door, will you?"
8. The child said to his mother, "Please, give me some pencils."
9. The teacher said to the boys, "Do your work?"
10. He said to his friend, "Please, wait here till father returns."

### USE OF 'LET'

Let का प्रयोग तीन परिस्थितियों में किया जाता है। इन्हें निम्नलिखित उदाहरणों में देखें—

**Examples :****I. Request का भाव**

1. *Direct* : I said to my friends, "Let me work."  
*Indirect* : I requested my friends to let me work.
2. *Direct* : I said to my father, "Let me sleep now."  
*Indirect* : I requested my father to let me sleep then.

**II. Proposal and Suggestion का भाव**

3. *Direct* : I said to Ram, "Let us go home."  
*Indirect* : I proposed to Ram that we should go home.
4. *Direct* : He said to me, "Let us go for a walk."  
*Indirect* : He suggested me that we should go for a walk.
5. *Direct* : He said, "Let us wait for the result."  
*Indirect* : He suggested that they should wait for the result.

**III. Order का भाव**

6. *Direct* : The Principal said to the teacher, "Let the boys go home."  
*Indirect* : The Principal ordered the teacher to let the boys go home.
7. *Direct* : The Captain said, "Let the soldiers go."  
*Indirect* : The Captain ordered to let the soldiers go.

**IV. Shouted का प्रयोग**8. *Direct* : He shouted, "Let me go."*Indirect* : He shouted to let him go.

(P.C. Wren)

**नियम—**

- जिन उदाहरणों में request का भाव निहित हो वहाँ 'said to' को 'requested' में बदल कर to का प्रयोग जोड़ने के लिए किया जाता है। उदाहरण 1 तथा 2 देखें।
- जिन उदाहरणों में प्रस्ताव या परामर्श का भाव हो वहाँ 'said to' को proposed या suggested जैसी आवश्यकता हो का प्रयोग करके 'that' द्वारा वाक्य को जोड़ा जाता है और विशेष रूप से 'should' का प्रयोग होता है। उदाहरण 3, 4 तथा 5 देखें।
- Order के भाव में 'said to' को ordered में बदल दिया जाता है। उदाहरण 6 व 7 देखें।
- Shouted को नहीं बदला जाता है। उदाहरण 8 देखें।

**◀ Exercise :: 7 ▶****Change the following sentences into Indirect Speech :**

1. The teacher said, "Let me teach now."
2. He said to him, "Let him go home."
3. She said to me, "Let me play here."
4. He said, "Let us play together."
5. The father said, "Don't waste your time."
6. Hari said to me, "Let me sing a song."
7. The principal said, "Let the boys play in the evening."
8. The General said, "Let the soldiers go advance."
9. He said, "Let us wait for the result."
10. The Colonel said, "Soldiers, don't let the enemy pass."

**OPTATIVE SENTENCES**

Optative Sentences का प्रयोग दो स्थितियों में किया जाता है—

**Examples :****I. Wishes शुभकामनाएँ**

1. *Direct* : He said, "May you have a happy journey!"  
*Indirect* : He **wished** that I **might** have a happy journey.
2. *Direct* : The saint said to me, "May you live long!"  
*Indirect* : The saint **blessed** me **that I** might live long.
3. *Direct* : They said, "Long live the king!"  
*Indirect* : They **wished** that the king **might** live long. *or*  
They prayed for the king's long life.
4. *Direct* : The preacher said to me, "May God help you!"  
*Indirect* : The preacher **prayed** that God **might** help me.

**☞ विशेष—**

उपर्युक्त उदाहरण इच्छा, आशीर्वाद या प्रार्थना का भाव व्यक्त करते हैं अतः ऐसे उदाहरणों में—

- इच्छा के लिए said के स्थान पर wished,  
आशीर्वाद के लिए said के स्थान पर blessed,  
प्रार्थना के लिए said के स्थान पर prayed का प्रयोग होता है।
- Conjunction के रूप में that का प्रयोग होता है।
- इन उदाहरणों में 'might' के प्रयोग को विशेष रूप से देखें।

## II. Curses अभिशाप

5. *Direct* : He said to me, "May you die!"  
*Indirect* : He cursed me that I might die.
6. *Direct* : Robinson Cruso said, "Cursed be the day when I was born!"  
*Indirect* : Robinson Cruso cursed the day of his birth.

उपर्युक्त उदाहरणों में अभिशाप का भाव है अतः said के स्थान पर 'cursed' का प्रयोग दिया गया है। शेष नियम यथावत् हैं।

### ध्यान दें—

- Optative Sentences को Indirect Speech में बदलने पर विस्मयसूचक शब्द (!) को हटाकर full-stop (.) लगाया जाता है।
- साधारण वाक्यों की तरह Connective—that का प्रयोग किया जाता है, उदाहरण 1 से 6 तक देखें।

Optative Sentences के निम्नलिखित उदाहरणों को देखिए—

1. *Direct* : They said, "Long live the king!"  
*Indirect* : They **wished** that the king **might** live long. *or*  
They prayed for the king's long life.
2. *Direct* : He said, "May God pardon this sinner!"  
*Indirect* : He **prayed** that God **would pardon** that sinner.
3. *Direct* : He said, "Thousand curses on the cruel villain!"  
*Indirect* : He cursed him bitterly for cruel villain.
4. *Direct* : The saint said, "May you be happy!"  
*Indirect* : The saint blessed me with happiness. *or*  
The saint **blessed** that I **might** be happy.
5. *Direct* : The sadhu said, "Let thy will be done of God!"  
*Indirect* : The sadhu **wished** that thy will of God might be done.
6. *Direct* : "So help me, heaven! "he cried," I will never steal again."  
*Indirect* : He called upon heaven to witness his resolve never to steal again.

## ◀ Exercise :: 8 ▶

*Change the following sentences into Indirect Speech :*

1. I said to Anand, "May you always be happy!"
2. I said, "Goodbye, my friends!"
3. Hari said, "Good morning, my friends!"
4. The hermit said, "May you all go to hell!"
5. Mohan said, "May you have a happy journey!"
6. She said to me, "May you prosper in life!"
7. She said, "May God bless, Hari with a son!"
8. My friend said to me, "Good morning, I am happy to see you!"
9. The hermit said to him, "May you live long!"
10. He said to me, "May you live long!"

### EXCLAMATORY SENTENCES

इस प्रकार के वाक्यों से निम्नलिखित भाव प्रकट होता है—

1. Surprise or Wonder (आश्चर्य)
2. Joy or delight (हर्ष/प्रसन्नता)



3. Sorrow or grief (दुःख)
4. Applause (प्रशंसा)

- इस प्रकार के वाक्यों के अन्त में Mark of Exclamation (!) लगा रहता है।
- कभी-कभी Exclamation स्पष्ट करने के लिए Interjection का प्रयोग किया जाता है—
  1. How का प्रयोग Adjective के साथ
  2. What का प्रयोग Noun के साथ होता है। जैसे—
    - How beautiful!
    - What a fool I am!

### Direct से Indirect Speech में बदलने के नियम

- Mark of Exclamation (!) को हटाकर full stop (.) लगा दिया जाता है।
- Reporting Verb—'said to' के स्थान पर भाव के अनुसार Exclaim, Cry out, Confess आदि का प्रयोग होता है।
- Exclaim के बाद with joy, sorrow, surprise, anger या applause शब्द का प्रयोग आवश्यक है।
- Inverted Commas को हटाकर that लगाया जाता है।

निम्नलिखित तालिका को ध्यानपूर्वक पढ़िये—

Interjection-words	Explanation-meaning (भाव)	Indirect Speech में प्रयुक्त शब्दावली
How.....! What.....! Good gracious! Good heaven! Oh.....!	surprise	Very much. very great, greatly with surprise with surprise with surprise.
Hurrah! Ha!	joy or delight	with joy or delight.
Alas! Ah!	sorrow or grief	with sorrow or grief.
Bravo! Well done!	applause	applaud (Reporting Verb, applaud से व्यक्त किया जाता है)

#### Examples :

1. *Direct* : He said, "Alas! I am undone!"  
*Indirect* : He *exclaimed with sorrow* that he was undone.
2. *Direct* : He said, "Bravo! you have done well."  
*Indirect* : He *exclaimed with applause* that he had done well. *or*  
He *applauded* him saying that he had done well.
3. *Direct* : He said, "Hurrah! we have won the match."  
*Indirect* : He *exclaimed with joy* that they had won the match.
4. *Direct* : I said, "What a fine place it is!"  
*Indirect* : I *exclaimed with joy* that it was a very fine place.
5. *Direct* : He said, "How dark the night is!"  
*Indirect* : He *exclaimed with surprise* that the night was very dark.
6. *Direct* : I said, "What a fool I am!"  
*Indirect* : I *exclaimed with surprise* that I was a great fool.

7. *Direct* : They have said to the tortoise, "How slowly you walk!"  
*Indirect* : They have *taunted* the tortoise *with the remark* that he walked very slowly.
8. *Direct* : He said, "Fie what a heinous crime you have committed!"  
*Indirect* : He *expressed his contempt* and *remarked* that he had committed a heinous crime.
9. *Direct* : Pooh! what a dirty child!" said the teacher.  
*Indirect* : The teacher *exclaimed hatefully* that the child was very dirty.
10. *Direct* : My friend said, "Rest assured! I am with you!"  
*Indirect* : My friend *assured me* that he was with me.

### Narration के सम्बन्ध में कुछ अन्य बातें

आपने देखा कि General और Special rules की सहायता से Direct Narration को Indirect Narration में आसानी से परिवर्तित किया जा सकता है किन्तु कभी-कभी कुछ विशेष कठिनाइयाँ आ जाती हैं जिनका निराकरण निम्नलिखित ढंग से किया जा सकता है—

1. कभी-कभी Direct Narration में एक वाक्य के स्थान पर Inverted Commas के अन्दर कई वाक्य होते हैं जैसे—  
*Direct* : Ram said to Shyam, "**Please, take your seat. I am very glad to see you. Where had you been so long?**"

यहाँ Inverted Commas के अन्दर तीन वाक्य हैं जिनका विश्लेषण इस प्रकार है—

- *पहला वाक्य*— Please, take your seat.—Imperative Sentence है।
- *दूसरा वाक्य*—I am very glad to see you.—Assertive Sentence है।
- *तीसरा वाक्य*—Where had you been so long?—Interrogative Sentence है।

इन्हें इस प्रकार बदला जा सकता है—

*Indirect* : Ram requested Shyam to take his seat. **He told him** that he was very glad to see him **and asked** where he had been so long.

इस परिवर्तन को देखने से स्पष्ट है कि—

- भिन्न-भिन्न वाक्यों को उनके परिवर्तन में General तथा Special rules का प्रयोग किया गया है।
- इसमें नई बात यह है कि तीनों वाक्यों को **Reporting Verb** से जोड़ने का प्रयास किया गया है। पहले वाक्य को Ram requested Shyam से, दूसरे वाक्य को **He told him** से तथा तीसरे वाक्य को and asked से जोड़ा गया है।

एक और उदाहरण देखिए—

*Direct* : I said to my friend, "**Please, help me, I am out of pocket. Can you? I hope you will.**"

इस उदाहरण को इस प्रकार बदलें—

I said to my friend, "Please, help me."

I told my friend, "I am out of pocket."

I told my friend, "Can you?"

I told my friend, "I hope you will."

परिवर्तित उदाहरण देखिए—

*Indirect* : I requested my friend to help me. I told him that I was out of pocket. I asked him whether he could help me. I told him that I hope he would.

2. यदि वाक्य में Inverted Commas के अन्दर Complex or Compound Sentence है तो उसमें प्रयुक्त सभी Verb (क्रियाओं) को बदला जाना चाहिए। उदाहरण देखिए—

*Direct* : John said to James, "**Have** you come here just to see me or **are** there some other reasons?"

*Indirect* : John asked James if he had come there just to see him or there were some other reasons. इस उदाहरण में have को had तथा are को were में बदला गया है।

एक दूसरा उदाहरण देखिए—

*Direct* : Kaushalya said to Ram, "Do not desire, O my child, to possess the moon because it is thousands of miles off."

*Indirect* : Kaushalya addressed Ram as her child and told **not to** desire to possess the moon because it was thousands of miles off.

3. वार्तालाप (Dialogue) का उदाहरण देखिए—

*Direct* : Shyam said, "Well Hari, how did you fare in the examination?"

"O' Please do not talk about it."

"But why?"

"I have done very badly. I am afraid. I won't pass."

*Indirect* : Shyam asked Hari how he **had fared** in the examination, Hari **implored** him **not to talk** about it. Shyam asked Hari **why he should not do** so. Hari **replied** that he **had done** very badly and was afraid of **that he would not pass**.

### विशेष—

- वार्तालाप में अधूरे वाक्यों को Context के अनुसार पूरा करके लिखा जाता है।
- भाषण में वक्ता का नाम है तो उसे सन्दर्भ के अनुसार Reporting Verb में डाल दिया जाता है। जैसे ऊपर के वाक्य 'well Hari' है।

4. एक वक्ता के भाषण में कई वाक्य हों और वे एक ही प्रकार के हों, तो एक ही Reporting Verb से काम चल जाता है; जैसे—

(i) *Direct* : He said, "I have hurt my leg. I can not walk."

*Indirect* : He said **that** he had hurt his leg **and that** he could not walk.

(ii) *Direct* : The teacher said, "Why are you late? Have you no watch or clock in your home?"

*Indirect* : The teacher **asked why** he was late **and** whether he had no watch or clock in his home.

(iii) *Direct* : My father said, "Take your book, read a story with your sister."

*Indirect* : My father told me to take my book and read a story with my sister.

## CONVERSION OF INDIRECT INTO DIRECT NARRATION

Indirect से Direct Narration में बदलने के नियम जो बताये गये हैं, उन्हें विपरीत स्थिति में कर दीजिए, वाक्य Indirect Speech से Direct Speech में परिवर्तित हो जायेगा। निम्नलिखित उदाहरणों को देखिए—

	Indirect Speech	Direct Speech
1.	He said that he wrote a letter.	He said, "I write a letter."
2.	She said that she was writing a letter.	She said, "I am writing a letter."
3.	I told her that she had completed her work.	I said to her, "You have completed your work."

4.	Mohan said that he had given him a book.	Mohan said, "I gave him a book."
5.	Hari told that he had been reading a book.	Hari said, "I have been reading a book."
6.	My father told to shut the door.	My father said, "Shut the door."
7.	Her mother asked how old he was.	Her mother said, "How old are you?"
8.	I told them to be quiet.	I said to them, "Be quiet"
9.	He asked me if I would accompany him.	He said to me, "Will you accompany me?"
10.	He prayed that God would pardon that sinner.	He said, "May God pardon this sinner!"

## ◀ Exercise :: 9 ▶

*Change the following sentences into Direct Speech :*

1. Hari said that he was quite well.
2. She said that her sister was writing a letter.
3. Govind said to him that he had done his work.
4. She told me that she could not stay there.
5. The teacher asked the boy if he was ill.
6. He asked if I would help him that day.
7. The teacher asked the boy what his name was.
8. Jaya asked Ramesh where he lived.
9. The policeman asked the man where he was going.
10. Mohan asked Sohan who had broken the Jug.

## ◀ Exercise :: 10 ▶

*Change the following sentences into Indirect Speech :*

1. (i) He said, "Let me go to zoo tomorrow."  
(ii) She said to her parents yesterday, "I do not like physics."
2. (i) The teacher became angry with the student and said, "Why have you disturbed the class in this way? I have told you before that when I am speaking, you should be silent. Leave the room and do not return again today."  
(ii) The robber said to Alexander, "I am thy captive. I must hear what thou art pleased to say, and endure what thou art pleased to inflict. But my soul is unconquered."
3. (i) He said, "I have lost my pen."  
(ii) The union leader said, "Let's show the bosses that we are united."
4. (i) Shyam said to his friend, "Let us go out for a walk."  
(ii) She said, "Would you like to have tea with me?"
5. (i) He said, "The man comes."  
(ii) He said to us, "Are you going away today?"
6. (i) The Chairman said, "Let us pass on to the next item."  
(ii) The refugee woman said to the shopkeeper, "Please help my starving children."

7. (i) Her mother said to me, "How old are you?"  
(ii) Jaya asked Ramesh, "Where do you live?"

## ◀ Exercise :: 11 ▶

*Change the following sentences into Indirect Speech :*

- A. (i) He said, "This is my book."  
(ii) He said, "May you have a happy journey!"
- B. (i) He said, "I must go."  
(ii) He said, "You are a student."
- C. (i) Sarala said to Vimala, "Will you call on me in the evening?" Vimala said, "Yes".  
(ii) The teacher said, "The sun sets in the west."
- D. (i) He said, "Let's stop here and rest for a while."  
(ii) He said to his master, "Pardon me, Sir".
- E. (i) He said to them all, "Good bye my friends".  
(ii) He said, "I will come here."

## ◀ Exercise :: 12 ▶

*Change the following sentences into Indirect Speech :*

- A. (i) I often say to my friends, "You are all very dear to me."  
(ii) I said to him, "Did you not promise to come?"
- B. (i) My father said to my friend, "Why does he not bring his father to them today."  
(ii) I said to my friend, "Let us go on a trip to the Punjab."
- C. (i) Rajesh said, "I bought a car yesterday."  
(ii) He said to me, "May you succeed."
- D. (i) My teacher said to me, "Work hard and you will surely succeed."  
(ii) "Please give me five rupees," the beggar said to the passer by.
- E. (i) My father said to me, "Why are you so eager to go to the picture today?"  
(ii) He said, "O, what a chance!"

## ◀ Exercise :: 13 ▶

*Change the following Sentences into Indirect form of Speech :*

- A. (i) The teacher said to me very angrily "Why have you come?" "Have I not told you, never to see your face again."  
(ii) He said, "Thank you."
- B. (i) He said, "We are all sinners."  
(ii) Rama said, "I had a meeting last night."
- C. (i) The poor girl said to him, "Please help me in my hour of need."  
(ii) The boy said to his teacher, "May I enter the class, Sir ?"

- D. (i) He said, "Oh, what an opportunity !"  
 (ii) He said, "May his father live long !"
- E. (i) She will say to me, "You are not sincere to me."  
 (ii) The devotee said, "Alas ! His Guru is dead."
- F. (i) He said, "God rules and governs all things."  
 (ii) He said to me, "Why did you strike me ?"

## ◀ Exercise :: 14 ▶

*Change the following into indirect form of speech :*

- A. (i) The leader said, "Ladies and Gentlemen, I am thankful to you all."  
 (ii) Sudha said to me, "Do I not love you ?"
- B. (i) He said, "I am misled."  
 (ii) His father said, "Bravo! You have secured distinction in three subjects."
- C. (i) I will say to the judge, "I am innocent."  
 (ii) I said to him, "You should consider your decision."
- D. (i) "Hurrah! We have won the match," shouted the cricket team.  
 (ii) He said, "Good morning, friends! How are you?"
- E. (i) He said, "I shall take you to the police station, you ruffian."  
 (ii) He said to his friend, "Good morning! How are you?"
- F. (i) The teacher said, "The sun sets in the west."  
 (ii) My friend said to me, "Don't bathe in the flooded river."
- G. (i) She said, "Alas! how foolish I have been!"  
 (ii) Ravi said to him, "Do you write a good hand?"

## ◀ Exercise :: 15 ▶

*Change the following sentences into indirect form of speech :*

- A. (i) Deepak said, "I want to go to London next year."  
 (ii) "Don't shout," the teacher said to the students.
- B. (i) The tailor said to the customer, "Are you in urgent need of your suit? Are you ready to pay me extra charges?"  
 (ii) She said, "Raman sang and Dinesh danced in the function."