

3

Transformation

Transformation का अर्थ रूप परिवर्तन से है। वाक्य के अर्थ या भाव में बिना परिवर्तन किये उसके रूप या बनावट में बदलाव करना Transformation of Sentences कहलाता है। यह कार्य वाक्य के अर्थ को समझने के बाद ही किया जा सकता है।

वाक्य के परिवर्तन की विधा उसके प्रकार पर निर्भर करती है। अतः भिन्न-भिन्न वाक्यों को भिन्न-भिन्न प्रकार से बदला जाता है। यहाँ विभिन्न प्रकार के वाक्यों को बदलने की विधि का उल्लेख किया जा रहा है—

Sentences containing the Adverb 'Too'.

Adverb 'Too' हटाकर वाक्य का रूप बदलना

इस प्रकार के वाक्यों को दो भागों में विभाजित किया जा सकता है—

1. 'Too' के बाद Adjective तथा Adjective के बाद Infinitive का प्रयोग हो; जैसे—

■ He is **too old to** run fast.

इस वाक्य में 'too' के बाद प्रयुक्त शब्द 'old' Adjective है तथा उसके बाद प्रयुक्त शब्द to run- Infinitive है।

2. 'Too' के पश्चात् केवल Adjective का प्रयोग हो; जैसे—

■ The weather is **too hot**.

इन वाक्यों को बदलने की विधा भिन्न-भिन्न है—

नियम 3. यदि वाक्य में **too** के पश्चात् Adjective और उसके बाद Infinitive हो तो इस प्रकार बदलिए—

Examples :

- (i) He is **too weak to** move.
He is **so weak that he can not** move.
- (ii) He is **too old to** work hard.
He is **so old that he can not** work hard.
- (iii) He is **too proud to** beg.
He is **so proud that** he will not beg.

बदलने के नियम

- Too के स्थान पर so का प्रयोग कीजिए।
- वाक्य में प्रयुक्त विशेषण के पश्चात् that का प्रयोग कीजिए।
- That के पश्चात् प्रारम्भ में Subject के स्थान पर प्रयुक्त Noun या Pronoun के अनुसार ही he, she, it, they, I या we में से आवश्यकतानुसार किसी एक का प्रयोग कीजिए।
- उसके बाद can not का प्रयोग कीजिए।

Examples :

1. She is **too fat to** sit properly.
■ She is **so fat that she can not** sit properly.
2. I am **too busy to** attend the function.
■ I am **so busy that I can not** attend the function.

नियम 2. यदि वाक्य Past Tense में हो तो Can के स्थान पर Could का प्रयोग किया जाता है।

Example :

- My brother was **too weak** to carry the box.
My brother was **so weak** that **he could not** carry the box.

नियम 3. यदि वाक्य का कर्ता निर्जीव हो या it का प्रयोग हो तो उस वाक्य में प्रयुक्त for me के लिए I, for him के लिए he, for us के लिए we तथा for them के लिए they का प्रयोग कर्ता के रूप में किया जाता है।

Examples :

- (i) The tree is too high **for me** to climb.
The tree is so high that **I can not** climb.
- (ii) It was too difficult **for him** to solve the problem.
It was so difficult that **he could not** solve the problem.

नियम 4. यदि वाक्य Passive Voice में हो तो बदला हुआ वाक्य भी Passive Voice में ही होता है।

Example :

- The house is too costly to be purchased.
The house is so costly **that it can not** be purchased.

नियम 5. वाक्य का कर्ता यदि निर्जीव है तो भी अगला Clause Passive Voice में लिखा जाता है।

Examples :

- (i) The book is too difficult to read.
The book is so difficult that **it can not be** read.
- (ii) The sum was too difficult to solve.
The sum was so difficult that **it could not be** solved.

नियम 6. यदि वाक्य में too का प्रयोग हो और उसके बाद Adjective का किन्तु Infinitive का प्रयोग न हो; तो उसे उदाहरण के अनुसार बनायें।

Examples :

- (i) He is too weak.
He is more weak than he should be. *Or*
He is more weak than it is proper.
- (ii) It is too shocking.
It is more shocking than it is proper. *Or*
It is more shocking than it should be.

इन्हें ध्यान से देखिए—इनमें निम्नलिखित परिवर्तन किये गये हैं—

- इन वाक्यों में too हटाकर Adjective या Adverb को Comparative Degree में रखा गया है अर्थात् more का प्रयोग किया गया है।
- उसके बाद than का प्रयोग हुआ है।
- Than के बाद it is proper या it should be का प्रयोग किया गया है।

नियम 7. यदि वाक्य में too का प्रयोग हो; उसके बाद Adjective तथा for का प्रयोग हो इस प्रकार के परिवर्तन को देखिए।

Examples :

- (i) His sorrow is too deep for tears.
His sorrow is so deep **that he can not express it in** tears. *Or*
His sorrow is so deep **that it can not be expressed in** tears.
- (ii) It is too much for me.
It is **so bad that I can not bear** it.
- (iii) He is too eager for praise.
He is **over** eager for praise.
- (iv) It is too hot.
It is **extremely** hot.

विशेष—

- इस प्रकार उपर्युक्त उदाहरणों में over, extremely, beyond the proper limit आदि शब्दों का प्रयोग किया जाता है।

निम्नलिखित उदाहरणों को देखिए—

- (i) His father is too fat.
His father is **fatter than he should be**.
- (ii) The meeting was too noisy.
The meeting was **more noisy that it should have been**.

विशेष—

- सामान्यतः 'too' हटाकर so का प्रयोग करके जो वाक्य बनता है वह Simple से Complex Sentence बन जाता है।

USE OF ADVERB 'TOO'**निम्नलिखित उदाहरणों को देखिए—**

1. He is so poor that he can not buy a scooter.
He is too poor to buy a scooter.
2. He is so old that he can not work hard.
He is too old to work hard.
3. Ram was so fat that he could not sit properly.
Ram was too fat to sit properly.
4. The news is so good that it can not be true.
The news is too good to be true.
5. Sita was so poor that she could not pay her fee.
Sita was too poor to pay her fee.
6. She is over anxious for the safety of her son.
She is too anxious for the safety of her son.
7. This fact is so clear that it does not require any proof.
This fact is too clear to require any proof.
8. It is so cold that one can not go out.
It is too cold to go out.

नियम—उपर्युक्त विधियों से एक Complex Sentence को 'too' लगाकर Simple Sentence में बदला जाता है। 'Too' हटाने के लिए जिन नियमों को प्रयोग में लाते हैं, उन्हें उनके विपरीत स्थिति में लाने से पुनः 'Too' का प्रयोग हो जाता है।

◀ Exercise :: 1 ▶

Rewrite the following sentences using the Adverb 'Too' :

1. He is too good to be a successful businessman.
2. He was too tired to work.
3. The box is too heavy for me to lift.
4. He is too old to work hard.
5. He is too old to run the race.
6. The tree is too high for me to climb.
7. She is too proud to apologize.
8. He is too eager for praise.
9. It is too hot to help.
10. The lesson is too difficult to understand.

INTERCHANGE OF THE DEGREE OF COMPARISON

आप पहले से पढ़ चुके हैं कि Degree-Adjective तथा Adverb के प्रयोग से बनती है। यह तीन प्रकार की होती है—

- Positive Degree.
- Comparative Degree.
- Superlative Degree.

Examples :

Positive Degree	Comparative Degree	Superlative Degree
Good	better	best
Bad	worse	worst
Big	bigger	biggest
Tall	taller	tallest
Beautiful	more beautiful	most beautiful

Examples :

1. Ram is as **dull** as Shyam. (Positive Degree)
Shyam is not **duller** than Ram. (Comparative Degree)
2. You are not as **good** as I. (Positive Degree)
I am **better** than you. (Comparative Degree)
3. Ram is not as **tall** as Hari. (Positive Degree)
Hari is **taller** than Ram. (Comparative Degree)
4. No other building is as **beautiful** as Taj. (Positive Degree)
Taj is the **most beautiful** building. (Superlative Degree)


नियम एवं अर्थ—

1. **Positive Degree**—Adjective or Adverb का मूल रूप है जो वस्तु/व्यक्ति का गुण/दोष बताती है। उपर्युक्त उदाहरणों में dull, good, tall तथा beautiful—Degree है जो Positive में है।
2. **Comparative Degree**—न्यूनतम दो वस्तुओं/व्यक्तियों के गुण-दोष की तुलना की जाती है। उपर्युक्त उदाहरणों में duller, better तथा taller—Comparative Degree में हैं। सामान्यतः Comparative Degree के बाद than का प्रयोग होता है।
3. **Superlative Degree**—व्यक्तियों/वस्तुओं की संख्या दो से अधिक होने पर Superlative Degree का प्रयोग होता है। उदाहरण में the most beautiful को देखें। यह Superlative Degree में है, सामान्यतः Superlative Degree के पहले the का प्रयोग किया जाता है।

Positive से Comparative Degree बनाने के नियम

निम्नलिखित उदाहरणों को पढ़िए—

1. Ram is **as strong as** Hari.
Hari is **not stronger than** Ram.
2. Ram is **not as strong as** Hari.
Hari is **stronger than** Ram.

 विशेष—

- Positive Degree में प्रयुक्त Adjective/Adverb के पहले तथा बाद में प्रयोग किये गये as को हटाकर Comparative Degree का प्रयोग कर दिया जाता है।
- यदि Positive Degree में not लगा है तो Comparative Degree बनाते समय इसे हटा दीजिए और यदि नहीं लगा है तो Comparative Degree में लगा दिया जाता है।
- Comparative Degree के बाद than का प्रयोग किया जाता है।

Comparative से Positive Degree बनाने की विधि

निम्नलिखित उदाहरणों को पढ़िए—

1. Bihar is **hotter than** Assam. (Comparative Degree)
Assam is **not as hot as** Bihar. (Positive Degree)
2. He is not **better than** you. (Comparative Degree)
You are as good as he. (Positive Degree)
3. He is better than you. (Comparative Degree)
You are not as good as he. (Positive Degree)
4. He is not greater than I. (Comparative Degree)
I am as great as he. (Positive Degree)

नियम—

- Comparative Degree को Positive Degree में बदल दीजिए।
- Positive Degree के आगे-पीछे as लगा दीजिए या so.....as का प्रयोग कीजिए।
- Comparative Degree में not लगा है तो Positive Degree बनाते समय हटा दीजिए। यदि not नहीं लगा है तो Positive Degree बनाते समय not लगा दीजिए।
- Comparative Degree में प्रयुक्त 'than' शब्द Positive Degree में बदलते समय हटा दीजिए।

Positive को Comparative Degree तथा Superlative Degree दोनों में बदलना

निम्नलिखित उदाहरणों को देखिए—

1. No other pen is **as good as** parker. (Positive Degree)
Parker is **better than** any other pen. (Comparative Degree)
Parker is **the best** pen. Or
Parker is **the best** of all pens. (Superlative Degree)
2. No other book shop is **as good as** Pustak Mahal. (Positive Degree)
Pustak Mahal is **better than** any other book shop. (Comparative Degree)
Pustak Mahal is **the best** book shop. (Superlative Degree)
3. No other City in India is **so big as** Mumbai. (Positive Degree)
Mumbai is **bigger than any other** City in India. (Comparative Degree)
Mumbai is **the biggest** City in India. (Superlative Degree)

4. Very few Indian leaders were **so great as** M. K. Gandhi. (Positive Degree)
 M. K. Gandhi was **greater than most other** Indian leaders. (Comparative Degree)
 M. K. Gandhi was **one of the greatest** Indian leaders. (Superlative Degree)

नियम—

- यदि वाक्य Positive Degree में Negative Sentence है तो Comparative Degree में Affirmative Sentence हो जाता है; उदाहरण संख्या 1,2,3 देखिए। इसी प्रकार यदि Positive Degree का वाक्य Affirmative Sentence में हो तो Comparative Degree का वाक्य Negative Sentence हो जाता है।
- Positive Degree में as.....as या so.....as लगाया जाता है। उदाहरण 1, 2 तथा 3 देखिए।
- Superlative Degree में Degree के पहले the का प्रयोग किया जाता है।
- Superlative Degree का प्रयोग वस्तुओं या व्यक्तियों की संख्या दो से अधिक होने पर ही किया जाता है। 'Ram is better than Shyam.' को Superlative Degree में नहीं बदला जा सकता है क्योंकि इसमें केवल दो व्यक्तियों में ही तुलना की जा रही है।
- 'Very few' का प्रयोग तभी किया जाता है जब वह वस्तु/व्यक्ति अपने क्षेत्र में कई में से एक हों। उदाहरण संख्या 4 देखिए। इसका अर्थ है बहुत कम भारतीय नेता उतने बड़े थे जितना एम० के० गांधी। Very few को Superlative Degree में one of में बदल देते हैं उदाहरण संख्या 4 देखिए।

Comparative को Positive Degree तथा Superlative Degree में बदलना देखिए**Examples :**

1. The Taj is more beautiful than any other building. (Comparative Degree)
 No other building is as beautiful as the Taj. (Positive Degree)
 The Taj is the most beautiful building. (Superlative Degree)
2. Lata is better than most of the singers. (Comparative Degree)
 Very few singers are as good as Lata. (Positive Degree)
 Lata is one of the best singers. (Superlative Degree)

Superlative से Comparative Degree बनाना देखिए**Examples :**

1. Kanpur is one of the biggest towns. (Superlative Degree)
 Many other towns are not bigger than Kanpur. (Comparative Degree)
2. Maize is not one of the testiest corn. (Superlative Degree)
 Many other corns are more tasty than Maize. Or (Comparative Degree)
 Maize is less tasty than many other corns. (Comparative Degree)

निम्नलिखित उदाहरणों को देखिए—

1. The air of plains is not so cool as that of hills. (Positive Degree)
 The air of hills is cooler than that of plains. (Comparative Degree)

इस उदाहरण में दो स्थानों के air की तुलना की गई है। अतः ऐसे वाक्यों में भाषा को सुन्दर एवं संयत बनाने के लिये than के बाद Comparative Degree में तथा as के बाद Positive Degree में that प्रयोग किया जाता है।

2. My friend is more clever than sincere.

इस उदाहरण में cleverer स्थान पर more clever का प्रयोग किया गया है। वास्तव में जब एक ही व्यक्ति के दो गुणों की तुलना एक साथ की जाती है तो Comparative Form में 'er' का प्रयोग न करके उसके पहले more का प्रयोग किया जाता है।

3. I have never seen so beautiful a building as the Taj. (Positive Degree)
The Taj is more beautiful than any other building that I have ever seen. (Comparative Degree)
The Taj is the most beautiful building that I have ever seen. (Superlative Degree)
4. I did not expect him to be so honest. (Positive Degree)
He is more honest than I expected. (Comparative Degree)
5. I did not think it would be so easy. (Positive Degree)
It was more easy than I thought. (Comparative Degree)

◀ Exercise :: 2 ▶

Transform the following sentences by changing the Degree of comparison as indicated in the brackets :

1. No other building of the world is so grand as the Taj Mahal. (Comparative Degree)
2. Gold is the most valuable metal. (Positive Degree)
3. Iron is more useful than any other metal. (Superlative Degree)
4. The elder sister is not so clever as the younger one. (Comparative Degree)
5. Tulsidas was one of the greatest poets. (Positive Degree)
6. M. K. Gandhi was greater than any other leader of the of the world. (Superlative Degree)
7. Very few games are so popular as Cricket. (Superlative Degree)
8. Ganesh is stronger than Suresh. (Positive Degree)
9. India is the largest democracy in the world. (Comparative Degree)
10. Chandigarh is one of the most beautiful cities in India. (Positive Degree)

VOICE

Voice की दृष्टि से क्रियाएँ दो प्रकार की होती हैं—

1. Active Voice
2. Passive Voice

निम्नलिखित उदाहरणों को ध्यान से पढ़िए—

Active Voice (A)	Passive Voice (B)
1. He writes a letter.	A letter is written by him.
2. She teaches me.	I am taught by her.
3. Mohan will do it.	It will be done by Mohan.
4. My father is buying a book.	A book is being bought by my father.
5. You have posted the letter.	The letter has been posted by you.

विशेष—

1. खण्ड A के वाक्यों से ज्ञात होता है कि कर्ता स्वयं कार्य कर रहा है, अतः कर्ता को प्रधानता दी गई है। इस श्रेणी के वाक्यों को Active Voice कहते हैं। इन वाक्यों में he, she, Mohan, my father और you का कर्ता के रूप में प्रयोग हुआ है।

Definition : A Verb when its form shows that the person or thing denoted by the subject does something, is an Active Voice.

2. खण्ड B के वाक्य कर्म को प्रधानता देते हैं अतः कर्म को वाक्य का Subject बना दिया गया है। इस प्रकार के वाक्य Passive Voice कहलाते हैं। इन वाक्यों में a letter, I, it, book और the letter जो पहले के वाक्यों में कर्म के रूप में थे, अब कर्ता के रूप में प्रयोग किये गये हैं।

Definition : A Verb when its form shows that something is done to the person or thing denoted by the subject, is a Passive Voice.

Active से Passive Voice में बदलने के लिए सामान्य बातें

- 12 Tenses में से चार Tenses की Passive Voice नहीं बनायी जाती—
 - Present Perfect Continuous Tense.
 - Past Perfect Continuous Tense.
 - Future Continuous Tense.
 - Future Perfect Continuous Tense.
 शेष सभी Tenses की Passive Voice बनती है।
- Intransitive Verb के रूप में प्रयुक्त Verb की Passive Voice नहीं बनती; जैसे—
Ram **runs** on the road.
यहाँ '**run**'—Intransitive Verb है। इसलिये इस वाक्य की Passive Voice नहीं बनेगी।
- यदि वाक्य में Personal Pronoun कर्ता है तो उसे इस प्रकार बदलिये—

Subject in Active Voice	Becomes	Object in Passive Voice
I	becomes	me
We	becomes	us
You	becomes	you
They	becomes	them
He	becomes	him
She	becomes	her
It	becomes	it
Who	becomes	whom

- Object को Subject तथा Subject को by लगाकर Object बना दिया जाता है, जैसे—
Ram teaches him.
He is taught by Ram.
- Passive Voice में सदैव third form की ही क्रिया प्रयोग की जाती है। उसके पूर्व Tense के अनुसार सहायक क्रियाएँ लिखी जाती हैं, जैसे—

Name of Tenses	Active Voice	Passive Voice	Remark
1. Present Indefinite Tense	He writes a letter.	A letter is written by him.	कर्ता के अनुसार is/am/are के साथ क्रिया का IIIrd form
2. Present Continuous Tense	He is writing a letter.	A letter is being written by him.	कर्ता के अनुसार is/am/are तथा being के साथ क्रिया का IIIrd form
3. Present Perfect Tense	He has written a letter.	A letter has been written by him.	कर्ता के अनुसार has/have के साथ been तथा क्रिया का IIIrd form
4. Past Indefinite Tense	He wrote a letter.	A letter was written by him.	कर्ता के अनुसार was/were के साथ क्रिया का IIIrd form

5. Past Continuous Tense	He was writing a letter.	A letter was being written by him.	कर्त्ता के अनुसार was/ were के साथ being तथा क्रिया का IIIrd form.
6. Past Perfect Tense	He had written a letter.	A letter had been written by him.	कर्त्ता के बाद had been तथा क्रिया का IIIrd form
7. Future Indefinite Tense	He will write a letter.	A letter will be written by him.	कर्त्ता के बाद will be/shall be तथा क्रिया का IIIrd form
8. Future Perfect Tense	He will have written a letter.	A letter will have been written by him.	कर्त्ता के बाद will have been/shall have been तथा क्रिया का IIIrd form.

निम्नलिखित उदाहरणों को पढ़िये और उनका (Passive Voice) बनाइये। इनका उत्तर नीचे दिया गया है। इनको हल करने के बाद ही उत्तर से मिलाइये—

Examples :

- Ram plays hockey.
- She gave him a book.
- She is telling a story.
- You have done it.
- She wrote a letter.
- He had posted the letter.
- You were buying a book.
- They will teach him.
- He will have written a letter.
- We love her.

ANSWERS :

- Hockey is played by Ram.
- A book was given to him by her.
- A story is being told by her.
- It has been done by you.
- A letter was written by her.
- The letter had been posted by him.
- A book was being bought by you.
- He will be taught by them.
- A letter will have been written by him.
- She is loved by us.

विशेष ध्यान देने योग्य बातें

- 'Know' तथा 'oblige' के बाद by का प्रयोग न करके to का प्रयोग किया जाता है।

Examples :

- You will **oblige** me. (Active Voice)
I shall be **obliged to** you. (Passive Voice)
- Everyone **knows** M. K. Gandhi. (Active Voice)
M. K. Gandhi is **known to** everyone. (Passive Voice)

2. **Contained तथा interested के बाद in का प्रयोग होता है by का नहीं।**

Examples :

- (i) The bag **contains** many things. (Active Voice)
 Many things are **contained in** the bags. (Passive Voice)
 (ii) This film **interests** me. (Active Voice)
 I am **interested in** this film. (Passive Voice)

3. **Disappointed, displeased, distressed, astonished, surprised, laughed, alarmed जैसे शब्दों के बाद by नहीं at का प्रयोग किया जाता है।**

Examples :

- (i) His miserable condition **disappointed** me. (Active Voice)
 I was **disappointed at** his miserable condition. (Passive Voice)
 (ii) My rude behaviour **displeased** him. (Active Voice)
 He was **displeased at** my rude behaviour. (Passive Voice)
 (iii) Your failure **distressed** me. (Active Voice)
 I was **distressed at** your failure. (Passive Voice)
 (iv) Her behaviour **astonished** them. (Active Voice)
 They were **astonished at** her behaviour. (Passive Voice)
 (v) His foolishness **surprised** me. (Active Voice)
 I was **surprised at** his foolishness. (Passive Voice)
 (vi) He **laughed at** me. (Active Voice)
 I was **laughed at by** him. (Passive Voice)
 (vii) The news of his death **alarmed** me. (Active Voice)
 I was **alarmed at** the news of his death. (Passive Voice)

4. **Please, Charm, Satisfy, Disgust, Line आदि क्रियाओं के बाद with का प्रयोग किया जाता है।**

Examples :

- (i) His treatment **pleased** me. (Active Voice)
 I was **pleased with** his treatment. (Passive Voice)
 (ii) My work will **satisfy** you. (Active Voice)
 You will be **satisfied with** my work. (Passive Voice)
 (iii) The film **charmed** us. (Active Voice)
 We were **charmed with** the film. (Passive Voice)
 (iv) His rude behaviour **disgusted** me. (Active Voice)
 I was **disgusted with** his rude behaviour. (Passive Voice)
 (v) The ticket buyers **lined** the booking window. (Active Voice)
 The booking window was **lined with** the ticket buyers. (Passive Voice)

5. **यदि किसी वाक्य के दो Object होते हैं तो दोनों से Passive Voice बनाई जा सकती है।**

Examples :

- (i) He gave her a book. (Active Voice)
 A book was given to her by him. Or (Passive Voice)
 She was given a book by him. (Passive Voice)
 (ii) I wrote him a letter. (Active Voice)
 A letter was written to him by me. Or (Passive Voice)
 He was written a letter by me. (Passive Voice)

6. **जब वाक्य में कर्ता (Subject) का महत्त्व नहीं होता है, तो उसका प्रयोग नहीं किया जाता है। Object के प्रयोग से ही सूचना प्राप्त हो जाती है।**

Examples :


- (i) People love games all over the world. (Active Voice)
 Games are loved all over the world. (Passive Voice)

- (ii) People speak English all over the world. (Active Voice)
English is spoken all over the world. (Passive Voice)
- (iii) Some one has done this work. (Active Voice)
This work has been done. (Passive Voice)
- (iv) Some one has picked my pocket. (Active Voice)
My pocket has been picked. (Passive Voice)

7. जब वाक्य में **Object** तथा **Object Complement** दोनों हो तो केवल **Object** से ही **Passive Voice** बनाई जाती है; **Complement Object** से नहीं।

Examples :

- (i) Students made **him** the monitor. (Active Voice)
He was made the monitor by the students. (Passive Voice)
- (ii) The boys called **him** hero. (Active Voice)
He was called hero by the boys. (Passive Voice)

 विशेष—

- यहाँ इन वाक्यों में The monitor तथा hero-object complement है, इनसे Passive Voice नहीं बनेगी।

निम्नलिखित उदाहरणों को पढ़िये और याद कर लिखिए—

Examples :

- The Romans expected to conquer carthage. (Active Voice)
It was expected by the Romans to conquer carthage. (Passive Voice)
- People believe that the general elections will be held soon. (Active Voice)
It is believed by the people that the general elections will be held soon. (Passive Voice)
- We have decided to take part in games. (Active Voice)
It has been decided by us to take part in the games. (Passive Voice)
- It is time to shut up the shop. (Active Voice)
It is time for the shop **to be shut up.** (Passive Voice)
- One should keep one's promises. (Active Voice)
Promises **should be kept.** (Passive Voice)
- The sincerity you have shown in your studies has pleased me. (Active Voice)
I have been pleased with the sincerity you have shown in your studies. (Passive Voice)
- Circumstances will oblige me to go. (Active Voice)
I shall be obliged to go. (Passive Voice)
- They let us go. (Active Voice)
We **were let go.** (Passive Voice)
- They should have told him. (Active Voice)
He **should have been told.** (Passive Voice)
- Many persons went to see the launching of the missile. (Active Voice)
Many persons went to see the missile **launched.** (Passive Voice)
- The judge suspected that someone had bribed the witness. (Active Voice)
The judge suspected that the witness **had been bribed.** (Passive Voice)

Passive Voice बनाने के लिए कुछ विशेष उदाहरणों को देखिये

Examples :

- She should help him. (Active Voice)
He should be helped by her. (Passive Voice)
- We have to help him. (Active Voice)
He has to be helped by us. (Passive Voice)

3. They say that the child is weeping. (Active Voice)
It is said that the child is weeping. (Passive Voice)
4. He is to do it. (Active Voice)
It is to be done by him. (Passive Voice)

◀ Exercise :: 3 ▶

Change the following sentences into Passive Voice :

1. The boys fly kites.
2. I teach my younger brother.
3. You wash your clothes everyday.
4. You do not beat your sister.
5. She does not sing a song.
6. He is telling a lie.
7. The woodcutter has cut down these trees.
8. She eats mangoes.
9. Everyone is helping me.
10. Rakesh is writing a letter.

Interrogative Sentences

(प्रश्नवाचक वाक्य)

प्रश्नवाचक वाक्य दो प्रकार के होते हैं—

- Yes/No Answer Type Questions
- Wh Type Questions

1. **Yes/No Answer Type Questions** जो **do, does** या **did** से प्रारम्भ होते हैं।

Examples :

- | | |
|-----------------------------|-----------------|
| (i) Do you write a letter? | (Active Voice) |
| Is a letter written by you? | (Passive Voice) |
| (ii) Does she love him? | (Active Voice) |
| Is he loved by her? | (Passive Voice) |
| (iii) Did she buy a book? | (Active Voice) |
| Was a book bought by her? | (Passive Voice) |
| (iv) Does he sing songs. | (Active Voice) |
| Are songs sung by him? | (Passive Voice) |

नियम—


- Do, does, did को कर्तानुसार is, am, are, was, were में बदल दिया जाता है और इन्हें कर्ता के पहले ही लिखा जाता है, जैसा कि ऊपर के उदाहरणों से स्पष्ट है।

2. **Yes/No Answer type Questions** जो सहायक क्रियाओं (**is, am, are, was, were, will, shall, can, may** आदि) से प्रारम्भ होते हैं।

Examples :

- | | |
|--|-----------------|
| (i) Is he writing letters? | (Active Voice) |
| Are letters being written by him? | (Passive Voice) |
| (ii) Was he buying books? | (Active Voice) |
| Were books being bought by him? | (Passive Voice) |
| (iii) Will you read a book? | (Active Voice) |
| Will a book be read by you? | (Passive Voice) |

- (iv) **Have** you done it. (Active Voice)
Has it been done by you? (Passive Voice)

 विशेष—

- Yes/No Answer type Questions में प्रयुक्त सहायक क्रिया को सदैव कर्ता के पहले ही रखा जाता है किन्तु कर्ता परिवर्तन के साथ जो कर्म (Object) कर्ता के रूप में प्रयोग होता है और उसी के Number के अनुसार इसे Singular या Plural में रखा जाता है।

3. **Wh Type Questions** जो प्रश्नवाचक शब्द से प्रारम्भ होते हैं। निम्नलिखित उदाहरणों को पढ़िए—

Examples :

- (i) Why does he write a letter? (Active Voice)
 Why is a letter written by him? (Passive Voice)
- (ii) When do you read your book? (Active Voice)
 When is your book read by you? (Passive Voice)
- (iii) What did you give him? (Active Voice)
 What was he given by you? (Passive Voice)
- (iv) Where does she sing a song? (Active Voice)
 Where is a song sung by her? (Passive Voice)

नियम—

- Active Voice में प्रश्नवाचक शब्दों को Passive Voice में भी ज्यों का त्यों प्रारम्भ में ही रहने दिया जाता है। शेष परिवर्तन पूर्वतः होते हैं। उदाहरण संख्या 1 से 4 तक देखें।

विशेष—Who से प्रारम्भ होने वाले वाक्यों में who के स्थान पर 'By whom' लगाकर बदलिए।

Examples :

- (i) Who gave you a book? (Active Voice)
 By whom was a book given to you? (Passive Voice)
- (ii) Who built the Taj? (Active Voice)
 By whom was the Taj built? (Passive Voice)

◀ Exercise :: 4 ▶

Change the following sentences into Passive Voice :

- Who has cheated you?
- Has Kalidas written a number of dramas?
- Are students doing a lot of work?
- Who taught you Grammar?
- Where did you see him?
- Was he made class-monitor?
- Did the hunter shoot the lion?
- Had the boys eaten all the cakes?
- Which book do you want?
- Was Shanti cooking vegetables?

Imperative Sentences


(Order, Command and Request)

Imperative Sentences को Passive Voice में बदलने के लिए निम्नलिखित उदाहरणों को ध्यान से पढ़िये।

Examples :

- Bring** me a glass of water. (Active Voice)
 Let a glass of water be brought. (Passive Voice)

2. **Get** him out. (Active Voice)
Let him be got out. (Passive Voice)
3. **Do not kill** the bird. (Active Voice)
Let the bird not be killed. (Passive Voice)

 विशेष—

- Imperative Sentences सदैव मुख्य क्रिया के Ist form से प्रारम्भ होते हैं।
- Negative में Imperative Sentences 'Do not' से प्रारम्भ होते हैं।

नियम—

1. Imperative Sentences को बदलने पर सबसे पहले Let का प्रयोग किया जाता है।
2. Let के बाद Object तथा उसके बाद be लगाकर Verb का IIIrd form प्रयोग करना होता है। इसे हम इस सूत्र में रख सकते हैं—

Let + O + be + IIIrd Form of Verb.

Example :

- Post this letter. (Active Voice)
Let this letter be posted. (Passive Voice)

इस उदाहरण में Let के बाद this letter है जो post क्रिया का Object है। उसके बाद be लगाकर post क्रिया का IIIrd form (posted) प्रयोग किया गया है।

3. Negative वाक्य 'Do not' से प्रारम्भ होते हैं। अतः इसकी Passive Voice बनाते समय be के पूर्व not का प्रयोग करते हैं। इसका सूत्र देखें—

Let + O + not + be + IIIrd Form of Verb.

Example :

- Do not beat the child. (Active Voice)
Let the child not be beaten. (Passive Voice)

4. यदि Imperative Sentences में 'Please' शब्द का प्रयोग किया गया हो तो निवेदन के लिए 'You are requested' तथा सलाह के लिए 'You are advised' का प्रयोग किया जाता है।

Examples :

- (i) Please come here. (Active Voice)
You are requested to come here. (Passive Voice)
- (ii) Obey your parents. (Active Voice)
You are advised to obey your parents. (Passive Voice)

5. यदि निवेदन सूचक वाक्य Negative में है तो उसे इस प्रकार बदलें—

Example :

- Please, do not come here. (Active Voice)
You are requested not to come here. (Passive Voice)

◀ Exercise :: 5 ▶

Change the following sentences into Passive Voice :

1. Do not insult the poor.
2. Help the weak.
3. Post this greeting card.
4. Inform the police.
5. Do not kill the animals.

6. Please, call the doctor.
7. Do not eat much.
8. Do not sell your watch.
9. Bring a pen.
10. Always speak the truth.

Passive Voice से Active Voice में बदलना

Passive से Active Voice बनाने की विधि Active से Passive Voice बनाने की विधि के ठीक विपरीत है। जैसे—

- A letter is written by him. (Passive Voice)
- He writes a letter. (Active Voice)

नियम—

1. By को हटाकर Subject को पुनः वाक्य के प्रारम्भ में कर्ता के स्थान पर रख देते हैं।
2. Object को क्रिया के बाद ले जाकर लिखा जाता है।
3. क्रिया के रूप को नियमानुसार Active Voice में लाया जाता है। उदाहरण को देखकर इस प्रकार समझिए—
 - By him (Objective Case) को कर्ता के स्थान पर he (Nominative Case) बनाया गया है और by को हटा दिया गया है।
 - A letter को Object के स्थान पर क्रिया के बाद रखा गया है।
 - क्रिया Present Indefinite Tense में है अतः is हटाकर उसे 1st Form में writes लिखा गया है।

निम्नलिखित उदाहरणों को देखिए—

Voice Form	Sentences	Name of Tenses
Passive Voice Active Voice	She is loved by me. I love her.	Present Indefinite Tense
Passive Voice Active Voice	A letter is being written by me. I am writing a letter.	Present Continuous Tense
Passive Voice Active Voice	A letter has been written by me. I have written a letter.	Present Perfect Tense
Passive Voice Active Voice	A letter was written by me. I wrote a letter.	Past Indefinite Tense
Passive Voice Active Voice	A letter was being written by me. I was writing a letter.	Past Continuous Tense
Passive Voice Active Voice	A letter had been written by me. I had written a letter.	Past Perfect Tense
Passive Voice Active Voice	A letter shall be written by me. I shall write a letter.	Future Indefinite Tense
Passive Voice Active Voice	A letter shall have been written by me. I shall have written a letter.	Future Perfect Tense

● Interrogative Sentences देखिये—

Examples :

- (i) *Passive Voice* : When is your book read by you?
Active Voice : When do you read your book?

- (ii) *Passive Voice* : Is a song sung by him?
Active Voice : Does he sing a song?
 (iii) *Passive Voice* : By whom can we be saved?
Active Voice : Who can save us?

● **Imperative Sentences देखिये—**

Examples :

- (i) *Passive Voice* : Let the window be opened.
Active Voice : Open the window.
 (ii) *Passive Voice* : Let this letter not be posted.
Active Voice : Do not post this letter.
 (iii) *Passive Voice* : You are requested to help him.
Active Voice : Please, help him.

◀ Exercise :: 6 ▶

Change the following sentences into Active Voice :

1. Our army has been defeated.
2. I shall be obliged to go.
3. The judge suspected that the witness had been bribed.
4. Promises should be kept.
5. The lady was compelled by the doctor to drink such vile medicine that she was all but killed by him.
6. He will be made king by the people.
7. The telegraph wires have been cut.
8. Without effort nothing can be gained.
9. By whom was this jug broken?
10. Why should he be suspected by you?

INTERCHANGE OF AFFIRMATIVE AND NEGATIVE SENTENCES

Affirmative Sentences को Negative Sentences में बदलना

1. निम्नलिखित उदाहरणों को पढ़िये—

Affirmative Sentences	Negative Sentences
(i) She is a beautiful girl.	She is not an ugly girl.
(ii) You like me.	You do not dislike me.
(iii) Sita loved Ram.	Sita did not hate Ram.
(iv) He was doubtful whether it was you.	He was not sure whether it was you.

नियम—

- Adjective या Verb का विलोम (Opposite) प्रयोग करके not लगाकर Negative Sentences बनाया जाता है। उपर्युक्त उदाहरणों को ध्यान से देखिए।

2. निम्नलिखित उदाहरणों को पढ़िये—

Affirmative Sentences	Negative Sentences
(i) Only a little child would talk like that.	None but a little child would talk like that.
(ii) You alone were to blame for this.	None but you were to blame for this.

नियम—

- यदि वाक्य में only या alone का प्रयोग किया गया हो तो उसे हटाकर उसके स्थान पर None but का प्रयोग किया जाता है।

3. निम्नलिखित उदाहरणों को पढ़िये—

Affirmative Sentences	Negative Sentences
(i) As soon as I reached the college, the bell rang.	No sooner did I reach the college than the bell rang.
(ii) As soon as I saw the tiger, I ran away.	No sooner did I see the tiger than I ran away.

नियम—

- जिन वाक्यों में As soon as का प्रयोग किया जाता है वहाँ Negative Sentences बनाने के लिए—
 - As soon as के स्थान पर No sooner did
 - Ind form की क्रिया Ist form में तथा
 - Comma (,) हटाकर than का प्रयोग किया जाता है।

4. निम्नलिखित उदाहरणों को पढ़िये—

Affirmative Sentences	Negative Sentences
(i) Ram is better than Hari.	Hari is not so good as Ram.
(ii) Sita is more beautiful than Kamla.	Kamla is not as beautiful as Sita.

नियम—

- यदि वाक्य Comparative Degree में है तो प्रयुक्त Comparative Degree के शब्द को Positive Degree में परिवर्तित करके उसके पहले so या as तथा उसके बाद में भी as लगाया जाता है।
- जिससे तुलना की जाती है उसे कर्ता के स्थान पर और जिसकी तुलना की जाती है उसे अन्त में रख दिया जाता है।
- not शब्द as या so के पहले लगाया जाता है। उदाहरण संख्या 1 तथा 2 को देखिये।

5. निम्नलिखित उदाहरणों को पढ़िये—

Affirmative Sentences	Negative Sentences
(i) He is too old to run fast.	He is so old that he can not run fast.
(ii) She was too fat to sit properly.	She was so fat that she could not sit properly.

नियम—

- वाक्य में प्रयुक्त too को हटाकर Negative Sentence बनाया जाता है। इसे आप इसी अध्याय में पढ़ चुके हैं।

निम्नलिखित उदाहरणों को देखिये—

1. Changing always into never :

- It always pours when it rains.
It never rains but it pours.

(Affirmative Sentence)
(Negative Sentence)

2. Using two opposites :

- | | |
|--|------------------------|
| (i) Every one will admit it. | (Affirmative Sentence) |
| No one will deny it. | (Negative Sentence) |
| (ii) Brutus loved Caesar. | (Affirmative Sentence) |
| Brutus was not without love for Caesar. | (Negative Sentence) |
| (iii) Where there is smoke, there is fire. | (Affirmative Sentence) |
| There is no smoke without fire. | (Negative Sentence) |
| (iv) He wrote a letter. | (Affirmative Sentence) |
| He did not fail to write a letter. | (Negative Sentence) |
| (v) He writes a letter. | (Affirmative Sentence) |
| He does not fail to write a letter. | (Negative Sentence) |
| (vi) He tried every plan. | (Affirmative Sentence) |
| He left no plan unturned. | (Negative Sentence) |
| (vii) He finished everything. | (Affirmative Sentence) |
| He left nothing unfinished. | (Negative Sentence) |

FROM NEGATIVE TO AFFIRMATIVE SENTENCES

Affirmative से Negative Sentences बनाने के नियमों को विपरीत कर देने पर वाक्य Negative से Affirmative Sentences बन जाता है; जैसे—

- | | |
|---|------------------------|
| 1. None but a coward would flee from the duty. | (Negative Sentence) |
| Only a coward would flee from the duty. | (Affirmative Sentence) |
| 2. She is not an ugly girl. | (Negative Sentence) |
| She is a beautiful girl. | (Affirmative Sentence) |
| 3. No sooner did he come here than I met him. | (Negative Sentence) |
| As soon as he came here, I met him. | (Affirmative Sentence) |
| 4. Mohan is not as wise as Ram. | (Negative Sentence) |
| Ram is wiser than Mohan. | (Affirmative Sentence) |
| 5. The book was so difficult that it could not be read. | (Negative Sentence) |
| The book was too difficult to read. | (Affirmative Sentence) |
| 6. He did not fail to see the Taj. | (Negative Sentence) |
| He saw the Taj. | (Affirmative Sentence) |
| 7. None but the honest deserve to be praised. | (Negative Sentence) |
| Only the honest deserve to be praised. | (Affirmative Sentence) |
| 8. Do not read this lesson. | (Negative Sentence) |
| Omit this lesson. | (Affirmative Sentence) |

◀ Exercise :: 7 ▶

Change the following sentences into Negative Sentences :

- As soon as he came, he made objections.
- He is sometimes foolish.
- There is always some lightening when it thunders.
- He had a good reason for saying what he did.
- Kamla is older than Bimla.
- He must accept this offer.
- The fruits are too stale to last longer.
- Only a millionaire can afford much extravagance.
- Helen of Troy was more beautiful than any other woman.
- His sole income is what he earns by his pen.

◀ Exercise :: 8 ▶

Change the following sentences into Affirmative Sentences:

1. None but the brave deserve the fair.
2. No one could deny that she was pretty.
3. He did not live many years in India.
4. You are not taller than he.
5. A tent does not take long to be moved to another place.
6. This was too great an honour not excite the envy of his rivals.

◀ Exercise :: 9 ▶

Change the following sentences into Negative Sentences :

1. The question is difficult.
2. He goes to bed after midnight.
3. Only a little child would talk like this.
4. He is too old to work hard.
5. He saw the Taj.
6. I was doubtful whether it was you.
7. He is richer than I.
8. As soon as he saw us, he ran away.
9. He is greater than I.
10. It is too hot to sleep.

INTERCHANGE OF INTERROGATIVE AND ASSERTIVE SENTENCES

प्रश्न कभी-कभी इस प्रकार पूछे जाते हैं कि उनसे उत्तर का संकेत मिलता है अर्थात् उसमें उत्तर निहित होता है। ऐसे Interrogative Sentences में जब प्रश्न Affirmative Sentences में होता है तो उत्तर की अपेक्षा Negative Sentences में होती है। जब प्रश्न Negative Sentences में होता है तो उत्तर की अपेक्षा Affirmative Sentence होती है। इसे निम्नलिखित उदाहरणों से समझिए—

नियम 1. Assertive Sentence यदि Affirmative में है तो Interrogative Sentences बनाने पर वह Negative form में हो जाता है।

Examples :

- | | |
|-----------------------------|--------------------------|
| (i) He will go to school. | (Assertive Sentence) |
| Will he not go to school? | (Interrogative Sentence) |
| (ii) She is a good speaker. | (Assertive Sentence) |
| Is she not a good speaker? | (Interrogative Sentence) |

नियम 2. यदि वाक्य Negative में है तो उसे Interrogative Sentences बनाने पर वह Affirmative हो जाता है।

Examples :

- | | |
|--|--------------------------|
| (i) You will never forget my kindness. | (Assertive Sentence) |
| Will you ever forget my kindness? | (Interrogative Sentence) |
| (ii) There is nothing better than a busy life. | (Assertive Sentence) |
| Is there anything better than a busy life? | (Interrogative Sentence) |

नियम 3. यदि कर्त्ता के स्थान पर 'Every body' या 'No body' का प्रयोग हो तो उसे प्रश्नवाचक इस प्रकार बनाइए।

Examples :

- | | |
|------------------------------------|--------------------------|
| (i) Every body knows M. K. Gandhi. | (Assertive Sentence) |
| Who does not know M. K. Gandhi? | (Interrogative Sentence) |

- (ii) No body would like to be a fool. (Assertive Sentence)
Who would like to be a fool? (Interrogative Sentence)

नियम 4. कभी-कभी Assertive से Imperative Sentences बनाते समय Sentence का प्रारम्भ Why, What, When, and How आदि से किया जाता है।

Examples :

- (i) Their glory can never fade. (Assertive Sentence)
When can their glory fade? (Interrogative Sentence)
(ii) It is no good to help this fat lady. (Assertive Sentence)
What good is it to help this fat lady? (Interrogative Sentence)

◀ Exercise :: 10 ▶

Change the following sentences from Assertive to Interrogative Sentences :

- No one can bear an unprovoked insult.
- No one ever saw a brighter daybreak than this.
- You can not make a silk purse.
- Everyone worships the rising sun.
- Honesty has its own reward.
- Money makes the mare go.
- Nowhere in the world you will find a fairer building than the Taj Mahal.
- He was a villain to do such a deed.
- He seems to be a rich man.
- It matters little if he does not accompany us.

◀ Exercise :: 11 ▶

Change the following sentences into Interrogative Sentences:

- Long life does not make a man great.
- No one ever saw a greater misfortune.
- Nobody would like to be called a fool.
- Nobody would like to be slave.
- Everybody loves his motherland.
- No one can put up with such a conduct.
- It is no good to help a mean man.
- Everybody likes to be prosperous.
- She tells a lie.
- You can not sing a song.

Interrogative से Assertive Sentences बनाना

Assertive से Interrogative Sentences बनाने के नियमों को विपरीत कर देने पर Interrogative से Assertive Sentence बन जाता है; जैसे—

- Is he not a wise man? (Interrogative Sentence)
He is a wise man. (Assertive Sentence)
- Will he not come here? (Interrogative Sentence)
He will come here. (Assertive Sentence)
- Does he play hockey? (Interrogative Sentence)
He does not play hockey. (Assertive Sentence)
- Did he sing a sweet song? (Interrogative Sentence)
He did not sing a sweet song. (Assertive Sentence)

- | | |
|--|--|
| 5. Can I ever win the first prize?
I can never win the first prize. | (Interrogative Sentence)
(Assertive Sentence) |
| 6. Who would not like to be honest?
Everybody would like to be honest. | (Interrogative Sentence)
(Assertive Sentence) |
| 7. Who does not wish to be happy?
Everybody wishes to be happy. | (Interrogative Sentence)
(Assertive Sentence) |
| 8. What good is it to help him?
It is not good to help him. | (Interrogative Sentence)
(Assertive Sentence) |
| 9. Why waste time in reading trash?
It is extremely foolish to waste time in reading trash. | (Interrogative Sentence)
(Assertive Sentence) |
| 10. Is that the way a gentleman should behave?
That is not the way a gentleman should behave. | (Interrogative Sentence)
(Assertive Sentence) |

◀ Exercise :: 12 ▶

Change the following sentences from Interrogative to Assertive Sentences :

1. Who has not heard the name of M. K. Gandhi?
2. Why should we lament any loss?
3. Do the brave not deserve honour?
4. Can there be smoke without fire?
5. Was Rustom not a great warrior?
6. Who has seen the wind?
7. When will a wicked man prosper?
8. Does the earth not move round the sun?
9. Is honesty not the best policy?
10. Are books not our best friends?

INTERCHANGE OF EXCLAMATORY AND ASSERTIVE SENTENCES

Exclamatory sentences सामान्यतः what, how या किसी Interjection से प्रारम्भ होते हैं।

Examples :

- | | |
|--|--|
| (i) What a great man he is!
He is a very great man. | (Exclamatory Sentence)
(Assertive Sentence) |
| (ii) How sweet is the song!
The song is very sweet . | (Exclamatory Sentence)
(Assertive Sentence) |
| (iii) How dreadful was the dream!
The dream was very dreadful . | (Exclamatory Sentence)
(Assertive Sentence) |
| (iv) What a lame excuse!
It is a very lame excuse. | (Exclamatory Sentence)
(Assertive Sentence) |

नियम 1. इन वाक्यों में **what** या **how** के प्रयोग के साथ **Adjective** का प्रयोग हुआ है। अतः **Assertive Sentences** में बदलते समय इन्हें हटा दिया जाता है और **Adjective** के पूर्व **very** लगा दिया जाता है। साथ ही कर्त्ता को प्रारम्भ में कर दिया जाता है।

Examples :

- | | |
|--|--|
| (i) What a problem it is!
It is a great problem. | (Exclamatory Sentence)
(Assertive Sentence) |
| (ii) What a piece of work is man!
Man is a wonderful piece of work. | (Exclamatory Sentence)
(Assertive Sentence) |

नियम 2. इन वाक्यों में **what** का प्रयोग हुआ है, किन्तु **Adjective** का नहीं। ऐसे वाक्यों में **Assertive Sentences** बनाते समय **Noun** के पूर्व **great, terrible, dreadful or wonderful** का प्रयोग किया जाता है।

Examples :

- | | |
|---------------------------|------------------------|
| (i) How Foolish! | (Exclamatory Sentence) |
| It is a very foolish. | (Assertive Sentence) |
| (ii) What a lame excuse! | (Exclamatory Sentence) |
| It is a very lame excuse. | (Assertive Sentence) |

नियम 3. इन उदाहरणों में **Subject** और **Verb** दोनों छिपा है। ऐसे वाक्यों को इस प्रकार परिवर्तित करें।

How foolish को how foolish it is!

What a lame excuse! को what a lame excuse it is!

इन वाक्यों को नियम 2 के अनुसार बदल दीजिए।

Examples :

- | | |
|--|------------------------|
| (i) O that the desert was my dwelling place! | (Exclamatory Sentence) |
| I wish that the desert was my dwelling place. | (Assertive Sentence) |
| (ii) O to be at home! | (Exclamatory Sentence) |
| I wish I were at home. | (Assertive Sentence) |
| (iii) Would that I had not wasted my time! | (Exclamatory Sentence) |
| I wish that I had not wasted my time. | (Assertive Sentence) |
| (iv) Alas that he should die so young! | (Exclamatory Sentence) |
| It is sad that he should die so young. | (Assertive Sentence) |

नियम 4. इन वाक्यों में **O (oh) that, O (oh, ah) to be, would that** या **Alas that** का प्रयोग हुआ है। ऐसे वाक्यों में **Verb wish, desire** के द्वारा **Interjection** का भाव उपरोक्त की भाँति प्रकट किया जाता है।

Examples :

- | | |
|---|------------------------|
| (i) If I could only see him once! | (Exclamatory Sentence) |
| I wish to see him once. | (Assertive Sentence) |
| (ii) If I could only get one more chance! | (Exclamatory Sentence) |
| I wish to get one more chance. | (Assertive Sentence) |

नियम 5. जिन **Exclamatory Sentence** में **If** का प्रयोग किया जाता है **Assertive Sentence** में उसे हटाकर **wish (desire)** का प्रयोग करते हैं।

Examples :

- | | |
|---|------------------------|
| (i) To think of his meeting me here! | (Exclamatory Sentence) |
| It is strange that he should meet me here. | (Assertive Sentence) |
| (ii) To imagine my seeing a ghost instead of my friend! | (Exclamatory Sentence) |
| It is strange that I should see a ghost instead of my friend. | (Assertive Sentence) |

नियम 6. यदि कोई **Exclamatory** वाक्य **Infinitive (to)** से प्रारम्भ हो तो उसे हटाकर उसके बदले अर्थानुसार **It is strange** या **It is sad** का प्रयोग करना चाहिए।

Examples :

- | | |
|--|------------------------|
| (i) Alas! she died so young. | (Exclamatory Sentence) |
| It is sad that she died so young. | (Assertive Sentence) |
| (ii) Bravo! you have done well. | (Exclamatory Sentence) |
| It is a matter of praise that you have done well. | (Assertive Sentence) |

नियम 7. जिन वाक्यों में *Alas, hurrah, bravo* आदि शब्द प्रयोग किये गये हों उन्हें *Assertive Sentences* बनाते समय इस प्रकार बदलते हैं।

Examples :

Alas	के लिए	It is sad.
Bravo	के लिए	It is a matter of praise.
Hurrah	के लिए	It is a matter of joy.

Assertive Sentences को Exclamatory Sentences में बदलना

निम्नलिखित उदाहरणों को ध्यान से पढ़िये—

Examples :

Assertive Sentences	Exclamatory Sentences
1. The music is very sweet.	How sweet the music is!
2. I wish that spring were eternal.	Oh that spring were eternal!
3. It is sad that my brother died.	Alas! my brother died.
4. I wish that I were born in a free country.	Oh that I were born in a free country!
5. I wish that I were a princess.	Would that I were a princess!
6. It is very beautiful.	How beautiful!
7. You are a great fool.	What a fool you are!
8. You have made a good kick.	Bravo! A good kick.

Exclamatory Sentence से Assertive Sentence बनाने के नियमों को विलोम बना देने से Assertive से Exclamatory बन जाता है। उपरोक्त उदाहरणों को इसी दृष्टि से देखें।

◀ Exercise :: 13 ▶

Change the following sentences from Exclamatory to Assertive Sentences :

- How beautiful the Taj is!
- What a fool he is!
- How callous he is!
- Alas! she is no more on the earth.
- Alas! All is lost by me.
- If I could only gain the first prize!
- O that I were young again!
- Death before dishonour!
- How lovely were the tents, O Israel!
- O what fall was there my country men!

◀ Exercise :: 14 ▶

Change the following Sentences from Assertive to Exclamatory Sentences :

- She is very beautiful.
- It is very cold night.
- The Taj is a very beautiful monument.
- I wish that the desert were my dwelling place.
- I wish I had met you a month ago.
- It is a very beautiful rose.
- These flowers are very beautiful.
- I wish I were a king once more.
- I wish I had never left my home.
- It is a very shameful behaviour.

INTERCHANGE OF ONE PART OF SPEECH WITH ANOTHER

1. Noun को Verb में बदलकर प्रयोग करना

Examples :

- | | |
|---|--------|
| (i) He got success in his efforts. | (Noun) |
| He succeeded in his efforts. | (Verb) |
| (ii) Ram gave him advice . | (Noun) |
| Ram advised him. | (Verb) |

Success और advice दोनों Noun हैं जबकि succeeded और advised—Verb हैं।

2. Verb को Noun में बदलकर प्रयोग करना

Examples :

- | | |
|--|--------|
| (i) He promised to help me. | (Verb) |
| He made a promise to help me. | (Noun) |
| (ii) He refused all we proposed . | (Verb) |
| He refused all our proposal . | (Noun) |

3. Noun को Adjective में बदलकर प्रयोग करना

Examples :

- | | |
|--|-------------|
| (i) I do not know his innocence . | (Noun) |
| I do not know that he is innocent . | (Adjective) |
| (ii) He admitted his guilt . | (Noun) |
| He admitted that he was guilty . | (Adjective) |

4. Adjective को Noun में बदलकर प्रयोग करना

Examples :

- | | |
|---|-------------|
| (i) He was successful in his attempt. | (Adjective) |
| He got success in his attempt. | (Noun) |
| (ii) You have a beautiful garden. | (Adjective) |
| Beauty of your garden is praiseworthy. | (Noun) |

5. Noun को Adverb में बदलकर प्रयोग करना

Examples :

- | | |
|--|----------|
| (i) Mohan goes to school everyday . | (Noun) |
| Mohan goes to school daily . | (Adverb) |
| (ii) His carelessness is the main cause of his failure. | (Noun) |
| He failed on account of working carelessly . | (Adverb) |

6. Adverb को Noun में बदलकर प्रयोग करना

Examples :

- | | |
|--|----------|
| (i) He examined my papers carefully . | (Adverb) |
| He examined my papers with care . | (Noun) |
| (ii) He spoke to me angrily . | (Adverb) |
| He spoke to me in anger . | (Noun) |

7. Adjective को Adverb में बदलकर

Example :

- | | |
|-----------------------------------|-------------|
| ■ He put up a brave fight. | (Adjective) |
| He fought bravely . | (Adverb) |

8. Adverb को Adjective में बदलकर

Example :

- | | |
|--|-------------|
| ■ The hunter successfully killed the tiger. | (Adverb) |
| The hunter was successful in killing the tiger. | (Adjective) |

9. Adjective को Verb में बदलकर

Example :

- He heard the **pleasant** news yesterday.
- The news **pleased** him yesterday.

(Adjective)
(Verb)

10. Verb को Adjective में बदलकर

Example :

- He did not **intend** to harm you.
- It was not **intentional** that he harmed you. *Or*
- It was not intentional to harm you.

(Verb)
(Adjective)

निम्नलिखित उदाहरणों को देखिए—

1. He **promised** that he would come. (Verb)
He made a **promise** that he would come. (Noun)
2. He goes to Agra **every week**. (Noun)
He goes to Agra **weekly**. (Adverb)
3. His efforts were **successful**. (Adjective)
He got **success** in his efforts. (Noun)
4. He will go to school **hurriedly**. (Adverb)
He will **hurry** to school. (Verb)
5. I **forced** him to go out. (Verb)
I turned him out **forcibly**. (Adverb)
6. She has no **sympathy** for the poor. (Noun)
She does not **sympathise** with the poor. (Verb)
7. He **fought** bravely. (Verb)
He put up a brave **fight**. (Noun)
8. Lead and tin **differ** very greatly in weight. (Verb)
Between lead and tin, there is a great **difference** in weight. (Noun)
The weight of lead is very **different** from that of tin. (Adjective)
Lead and tin are very **differently** constituted in point of weight. (Adverb)

◀ Exercise :: 15 ▶

Rewrite the following sentences by using the Noun forms of the words given in Bold Letters :

1. That kind of joke does not **amuse** me.
2. She **advised** me greatly.
3. The treaty of Salbai should be **remembered** as one of the land marks in the history of India.
4. All of us wear **woollen** clothes in winter.
5. We should **respect** the teachers.

◀ Exercise :: 16 ▶

Rewrite the following sentences by using the Adjectival forms of the words given in Bold Letters :

1. She is woman with **excellence**.
2. There is a slight **difference** between the two shades.
3. He was dismissed for **negligence** rather than **incompetency**.
4. It is always better **to obey** our elders.
5. Few historians have written more **interestingly** than Gibban.

◀ Exercise :: 17 ▶

Rewrite the following sentences by using Verbs for the words given in Bold Letters :

1. Pay **attention** to what I say.

2. Mala achieved **success** in the test.
3. He has no **intention** of leaving the city.
4. The **cost** is two annas.
5. He is a **disgrace** to his family.

CONVERSION OF SIMPLE SENTENCE INTO COMPLEX SENTENCE

Simple Sentence के शब्दों या Phrases को Subordinate Clauses में बदलकर Complex Sentence बनाया जा सकता है; जैसे—

1. Expanding a word or Phrase into a Noun Clause

Examples :

- | | |
|---|--------------------|
| (i) I am certain of giving you satisfaction. | (Simple Sentence) |
| I am certain that I shall give you satisfaction. | (Complex Sentence) |
| (ii) He confessed his crime. | (Simple Sentence) |
| He confessed that he had committed the crime. | (Complex Sentence) |

प्रथम उदाहरण में 'of giving' को बदलकर that I shall give को Noun Clause के रूप में जोड़ा गया है, इससे Complex Sentence बन रहा है। दूसरे उदाहरण में his crime के स्थान पर that he had committed the crime जोड़ा गया है जो Subordinate Noun Clause है। अतः यह भी Complex Sentence बना रहा है।

2. Expanding a word or phrase in an Adjective Clause

Examples :

- | | |
|--|--------------------|
| (i) He saw a blind man. | (Simple Sentence) |
| He saw a man who was blind. | (Complex Sentence) |
| (ii) I bought a costly pen. | (Simple Sentence) |
| I bought a pen which was costly. | (Complex Sentence) |
| (iii) I was born in this village. | (Simple Sentence) |
| This is the village where I was born. | (Complex Sentence) |

इन उदाहरण में Noun के लिये प्रयुक्त विशेषण (Adjective) को एक Clause का रूप देकर Adjective Clause बनाया गया है जिससे Complex Sentence बन जाता है।

3. Expanding a word or phrase into an Adverbial Clause

Examples :

- | | |
|--|--------------------|
| (i) He was too weak to run fast. | (Simple Sentence) |
| He was so weak that he could not run fast. | (Complex Sentence) |
| (ii) Till his arrival wait here. | (Simple Sentence) |
| Wait here till he arrives. | (Complex Sentence) |

प्रथम उदाहरण में showing condition और द्वितीय उदाहरण में showing time है। अतः दोनों Clauses- Adverb Clause है और उदाहरण Complex Sentence है।

Noun Clauses

Examples :

1. Please, tell me **your name.**
Please, tell me what **your name is.**
2. Tell me **your birth place.**
Tell me **where you were born.**
3. He informed me **of his illness.**
He informed me **that he was ill.**

4. He admitted **his mistake**.
He admitted **that he made a mistake**.
5. The news **of his coming** is not true.
The news **that he will come** is not true.
6. **His arrival** is sure.
That he will arrive is sure.
7. He is sure **of standing** first in the class.
He is sure **that he will stand first in the class**.

Adjective Clauses

Examples :

1. We should not hate **the poor**.
We should not hate those **who are poor**.
2. Good boys obey their elders.
The boys **who are good** obey their elders.
3. He is a boy **of bad habits**.
He is a boy **who has bad habits**.
4. He has a **golden** ring.
He has a ring **which is golden**.
5. His explanation was satisfactory.
The explanation **that he gave** was satisfactory.
6. He is the first man **to do it**.
He is the first man **who would do it**.
7. **The poor** deserve our pity.
Those **who are poor** deserve our pity.
8. Tell me the time **of your departure**.
Tell me the time **when you will go**.
9. M. K. Gandhi, **a great leader**, was respected by all.
M. K. Gandhi **who was a great leader** was respected by all.
10. A **bad** man can not change his nature.
A man **who is bad** can not change his nature.

Adverb Clauses

Examples :

1. I am **too weak to walk**.
I am so weak **that I can not walk**.
2. We play **at sun set**.
We play **when the sun sets**.
3. You can succeed **by working hard**.
You can succeed **if you work hard**. *Or*
You can not succeed **unless you work hard**.
4. You may go **anywhere**.
You may go **wherever you like**.
5. I can not go to the office **on account of my illness**.
I can not go to the office **because I am ill**.
6. **In spite of his illness**, he will attend his classes.
Although he is ill, he will attend his classes.
7. We eat **to live**.
We eat **so that we may live**.

8. **Being tired**, he sat to take rest.
As **he was tired**, he sat to take rest.
9. I was happy to see you.
I was happy **when I saw you**.
10. **Only students** are allowed to go there.
Only those **who are students** are allowed to go there.

◀ Exercise :: 18 ▶

Change the following Simple Sentences into Complex Sentences by using an Noun Clause :

1. Tell the truth.
2. He pleaded ignorance of the law.
3. He is undoubtedly a thief.
4. He is said to be a millionaire.
5. I wish to be a musician.
6. Our friends will hear of our success.
7. I shall be glad of your advice in this matter.
8. Fortunately he has been saved by a doctor.
9. Mohan wishes me to play for his team.
10. I expected to meet Ram tonight.

◀ Exercise :: 19 ▶

Change the following sentences into Complex Sentences by using an Adjective Clause :

1. She died in her village.
2. Barking dogs seldom bite.
3. He told me the time of his arrival.
4. Bad boys work nothing.
5. The man standing there is my uncle.
6. I saw a wounded bird.
7. I was the first to hear the news.
8. Prudent boys work hard.
9. He bought his uncle's house.
10. Their explanation can not be true.

◀ Exercise :: 20 ▶

Change the following Simple Sentences into Complex Sentences by using an Adverb Clause :

1. He is too lazy to work hard.
2. She was absent due to his illness.
3. She is too weak to walk.
4. You did not go out due to rain.
5. In spite of his illness, he went to his office.
6. We eat to live.
7. After the death of his father, he left Agra.
8. He worked hard for the purpose of gaining prize.
9. On the arrival of the mails, the steamer will leave.
10. He owed his success to his father.

CONVERSION OF COMPLEX SENTENCES INTO SIMPLE SENTENCES

Noun Clause के स्थान पर Noun का प्रयोग करके वाक्य को Complex Sentence से Simple Sentence बनाया जाता है।

Examples :

Complex Sentences	Simple Sentences
1. Tell me where you were born.	Tell me your birth place.
2. It is sad that he died so young.	His death at so young an age is sad.
3. We need not disbelieve what he said.	We need not disbelieve his word.
4. He confessed that he was guilty.	He confessed his guilt.
5. I do not know why he is not present today.	I do not know the reason of his absence today.
6. Every body knows who he is.	Every body knows him.

◀ Exercise :: 21 ▶

Change the following sentences from Complex to Simple Sentences by replacing Noun Clause :

1. Do as **you like.**
2. Tell me **where she lives.**
3. Tell me **what your name is.**
4. He said **that he was innocent.**
5. **How long** shall I stay is doubtful.
6. It is not known precisely **when Buddha, the Indian reformer, was born.**
7. He remarked **how imprudent the boy was.**
8. It is believed **that he is a gentle man.**
9. He ordered the police **that they should imprison the rioters.**
10. He ordered **that the traitors should be executed.**

Adjective Clause के स्थान पर Adjective का प्रयोग करके Complex से Simple बनाना।

Adjective or Participle रखकर

Examples :

	Complex Sentences	Simple Sentences
<i>Use of Participle</i>	1. This is the book which I bought.	This is the book bought by me.
<i>Use of Participle</i>	2. All the glitters is not gold.	Every glittering thing is not gold.
<i>Use of Participle</i>	3. Such pupils as work hard may win prize.	Hard working pupils may win prize.
<i>Use Infinitive</i>	4. I have no money that I can spare.	I have no money to spare.
<i>Using Preposition</i>	5. The benefits that he derived from his early training were soon lost.	The benefits of his early training were soon lost.
<i>Using Case in Apposition</i>	6. Pandit Nehru, who was the first Prime Minister of India was a great scholar.	Pandit Nehru, the First Prime Minister of India , was a great scholar.

◀ Exercise :: 22 ▶

Change the following Complex Sentences into Simple Sentences :

1. We came upon a hut **where a peasant lived.**
2. They were surprised **when they heard him confessed.**

3. People **who live in glass houses** must not throw stones.
4. The girls **who dance** are generally smart.
5. He shot a tiger **which was the curse of the district**.
6. I have no time **that I can waste on idle talk**.
7. Those **that are helpless** deserve our pity.
8. He died in the village **where he was born**.
9. The son, **who was his chief pride in his old age**, has died.
10. The place **where they live** is very unhealthy.

Adverb Clauses के स्थान पर शब्द रखकर

Examples :

	Complex Sentences	Simple Sentences
<i>Use of Too</i>	1. He is so weak that he can not run.	He is too weak to run.
<i>Use of Infinitive</i>	2. I was very glad when I saw it .	I was very glad to see it .
<i>Use of Participle</i>	3. We slept after the work was over.	Having finished our work , we slept.
<i>Use of Participle</i>	4. He did not go to school because he was ill .	Being ill , he did not go to school.
<i>Use of Preposition</i>	5. Although he was ill, he went to office.	Inspite of his illness, he went to his office.
<i>Use of Preposition</i>	6. I take tea when the sun rises .	I take tea at sun rise .

◀ Exercise :: 23 ▶

Change the following Complex Sentences into Simple Sentences by replacing Adverb Clause :

1. We eat **so that we may live**.
2. **As the fog dispersed**, the sun appeared.
3. Youth is the time **when the seeds of character are sown**.
4. He drew the plan of the building more skilfully **than anyone else could have done it**.
5. The President of India can not impose taxes **unless the parliament consents**.
6. **If a man puts on the appearance of honesty**, he can some times pass for honesty.
7. **As he was not there**, I spoke to his brother.
8. He can afford to be generous **because he is rich**.
9. The dog jumped up **when he saw the cat**.
10. **If weather permits**, we shall go then for picnic.

CONVERSION OF SIMPLE SENTENCES INTO COMPOUND SENTENCES

निम्नलिखित उदाहरणों को ध्यान से पढ़िये—

	Simple Sentences	Compound Sentences
<i>Use of Cumulative Conjunction</i>	1. Reaching school , I asked for permission to leave.	I reached school and asked for permission to leave .
	2. Besides being honest, he is gentle .	He is not only honest but also gentle .
<i>Use of Alternative Conjunction</i>	3. He must confess his guilt to escape a fine .	He must confess his guilt or he will be fined .
	4. You will miss the train without making haste .	Make haste otherwise you will miss the train .
<i>Use of Adversative Conjunction</i>	5. Notwithstanding his sorrow he is hopeful.	He is sorrowful still he is hopeful .

<i>Use of Illative Conjunction</i>	6. Inspite of hard work, he failed. 7. Owing to bad health , he could not work. 8. He ran away to escape arrest.	He worked hard yet he failed . He was in bad health and so he could not work . He ran away and thus he escaped arrest .
------------------------------------	--	--

1. प्रथम तथा द्वितीय उदाहरण में and और not only but also दोनों Cumulative Conjunction हैं। इनके प्रयोग से Compound Sentence बनाया गया है।
2. तृतीय तथा चौथे उदाहरण में Alternative Conjunction-or तथा Otherwise के प्रयोग से Compound Sentence बनाया गया है।
3. पाँचवे तथा छठे उदाहरण में Adversative Conjunction-still तथा yet का प्रयोग करके Compound Sentence बनाया गया है।
4. सातवें तथा आठवें उदाहरण में Illative Conjunction-and so तथा and thus के प्रयोग से Compound Sentence बनाया गया है।

◀ Exercise :: 24 ▶

Rewrite the following sentences into Compound Sentences :

1. **Going to Agra**, he saw the Taj.
2. **Hearing the news**, he went to the hospital.
3. **For his honesty**, he is respected.
4. **Putting off his clothes**, he jumped into the river.
5. **Besides making a promise**, he kept it.
6. He must not attempt to escape, **on the pain of death**.
7. **Notwithstanding his hard work**, he did not succeed.
8. The teacher punished the boy **for his disobedience**.
9. **Besides robbing the poor child**, he also murdered her.
10. The accused, **having owned his fault**, was let off.

Compound Sentences से Simple Sentences बनाना

Examples :

	Compound Sentences	Simple Sentences
<i>Use of Participle</i>	1. He went to Agra and saw the Taj . 2. He finished his work and went to play .	Going to Agra , he saw the Taj. Having finished his work , he went to play.
<i>Use of Preposition</i>	3. He was sick, yet he attended the meeting . 4. He was not only marked absent but also fined .	Inspite of his illness , he attended the meeting. Besides marking absent , he was fined.
<i>Use of Infinitive</i>	5. The news is very good but it is not true . 6. He wanted to see the Red Fort so he went to Delhi. 7. We must eat or we can not live .	The news is too good to be true . He went to Delhi to see the Red Fort . We must eat to live .

विशेष—

1. प्रथम तथा द्वितीय उदाहरण में He went to Agra और He finished his work को Participle-Going to Agra और Having finished his work से Simple Sentence बनाया गया है।
2. तृतीय तथा चतुर्थ उदाहरण में He was sick और He was not only marked absent को Prepositional प्रयोग— In spite of his illness तथा Besides marking absent के द्वारा Simple Sentence बनाया गया है।

3. पाँचवे, छठे व सातवें उदाहरण में Infinitive-to का प्रयोग करके Simple Sentence बनाये गये हैं। इन उदाहरणों में to be true, to see the Red Fort तथा to live सभी Prepositional प्रयोग हैं।

◀ Exercise :: 25 ▶

Change the following Compound Sentences into Simple Sentences :

1. Work hard or you will fail.
2. He went to Agra and saw the Taj.
3. He came to me and gave this letter.
4. He is honest but he is poor.
5. Do it or you will die.
6. He finished his exercise and put away his book.
7. Not only did she help me but also used sweet words to console me.
8. I apologized to her, but I was not excused.
9. The guard waved the green flag; but the train continued whistling.
10. You must come in time or you will be marked absent.

CONVERSION OF COMPOUND SENTENCES TO COMPLEX SENTENCES

निम्नलिखित उदाहरणों को पढ़िये—

Compound Sentences	Complex Sentences
1. Work hard and you will get first class.	If you work hard, you will get first class.
2. He is old, therefore, he can not run.	He can not run because he is old.
3. Get out from the class or you will be punished.	If you do not get out from the class, You will be punished.
4. He worked hard but failed.	Although he worked hard, he failed.
5. He finished his work and went to his house.	When he finished his work, he went to his house.

प्रथम उदाहरण में **work hard**—Principal Clause और **and you will get first class**—Co-ordinate Clause है, अतः यह Compound Sentence है जबकि **If you work hard**—Subordinate Clause तथा **you will get first class**—Principal Clause है अतः यह Complex Sentence है।

निम्नलिखित उदाहरणों को देखिये—

- | | | |
|--|----------------------|--------------------|
| 1. (i) He is old. | (Principal Clause) | |
| Therefore he can not run. | (Co-ordinate Clause) | —Compound Sentence |
| (ii) He cannot run. | (Principal Clause) | |
| Because he is old. | (Subordinate Clause) | —Complex Sentence |
| 2. (i) Get out from the class. | (Principal Clause) | |
| or You will be punished. | (Co-ordinate Clause) | —Compound Sentence |
| (ii) If you do not get out from the class. | (Subordinate Clause) | |
| You will be punished. | (Principal Clause) | —Complex Sentence |
| 3. (i) He finished his work. | (Principal Clause) | |
| and he went to his house. | (Co-ordinate Clause) | —Compound Sentence |
| (ii) When he finished his work. | (Subordinate Clause) | |
| He went to his house. | (Principal Clause) | —Complex Sentence |

नियम—

- जो Clause—Compound Sentence में Principal Clause होता है वही Complex Sentence में Subordiante Clause बन जाता है।
- जो Clause—Compound Sentence में Coordinate Clause होता है, वही Complex Sentence में Principal Clause बन जाता है।

◀ Exercise :: 26 ▶

Change the following Compound Sentences into Complex Sentences :

1. Give me the money and I shall spend it.
2. Pay the fine or go to jail.
3. He is a man of great learning, therefore we should honour him.
4. Speak the truth and you need have no fear.
5. Leave the room or I will compel you to do so.
6. He was a poor man but he was always honest.
7. He was very tired and therefore, he fell fast asleep.
8. It is growing dark, so we had better return to our camp.
9. Autumn came on and the trees shed their leaves.
10. Waste not, want not.

CONVERSION OF COMPLEX SENTENCES INTO COMPOUND SENTENCES

जो Clause-Complex Sentence में Principal Clause होता है वही Compound Sentence में Coordinate Clause बन जाता है। Complex Sentence का Subordinate Clause—Compound Sentence में Principal Clause बन जाता है।

निम्नलिखित उदाहरणों को देखिए—

Complex Sentences	Compound Sentences
1. I have found the book that I had lost.	I had lost a book, but I have found it now.
2. If you help the down trodden, God will bless you.	Help the down trodden and God will bless you.
3. As soon as I went out of my house, it started raining.	I went out of my house and it started raining.
4. We sow that we may reap.	We desire to reap, therefore we sow.
5. He is more a fool than a knave.	He is something of a knave but still more a fool.

निम्नलिखित उदाहरणों को देखिए—

1. (i) I have found the book that I had lost. (Principal Clause)
(Subordinate Clause) —Complex Sentence
- (ii) I had lost a book but I have found it now. (Principal Clause)
(Coordinate Clause) —Compound Sentence
2. (i) God will bless you If you help the down trodden. (Principal Clause)
(Subordinate Clause) —Complex Sentence
- (ii) Help the down trodden and God will bless you. (Principal Clause)
(Coordinate Clause) —Compound Sentence
3. (i) It started raining as soon as I went out of my house. (Principal Clause)
(Subordinate Clause) —Complex Sentence

- | | | | |
|----|---|--|--------------------|
| | (ii) I went out of my house
and it started raining. | (Principal Clause)
(Coordinate Clause) | —Compound Sentence |
| 4. | (i) We sow
that we may reap. | (Principal Clause)
(Subordinate Clause) | —Complex Sentence |
| | (ii) We desire to reap
therefore, we sow. | (Principal Clause)
(Coordinate Clause) | —Compound Sentence |
| 5. | (i) He is more a fool
than a knave. | (Principal Clause)
(Subordinate Clause) | —Complex Sentence |
| | (ii) He is something of a knave
but still more a fool. | (Principal Clause)
(Coordinate Clause) | —Compound Sentence |

◀ Exercise :: 27 ▶

Change the following Complex Sentences into Compound Sentences :

1. I did not go to office as I was ill.
2. As he was absent, I could not meet him.
3. Though he worked hard, yet he failed.
4. I can not attend the office, as I am ill.
5. When the sun set, we returned home.
6. He is more a philosopher than a poet.
7. As she is cruel, every one hates her.
8. As soon as he got the telegram, he left in a taxi.
9. I am certain you have made a mistake.
10. If you do not hurry, you will miss the train.

◀ Exercise :: 28 ▶

Change the following sentences as directed within the brackets :

- | | | |
|----|--|--------------------------|
| 1. | (i) Iron is more useful than any other metal. | (Superlative Degree) |
| | (ii) We shall be blamed by everybody. | (Active Voice) |
| 2. | (i) No wise man will behave so. | (Interrogative Sentence) |
| | (ii) Would that I were happy! | (Assertive Sentence) |
| 3. | (i) Your behaviour has greatly astonished me. | (Passive Voice) |
| | (ii) Rice is not more nutritious than some other grains. | (Positive Degree) |
| 4. | (i) He found him dishonest. | (Negative Sentence) |
| | (ii) His writing was illegible. | (Complex Sentence) |
| 5. | (i) Kanpur is the biggest city in U.P. | (Positive Degree) |
| | (ii) I have taken my food. | (Passive Voice) |

◀ Exercise :: 29 ▶

Transform the following sentences as directed within the brackets :

- | | | |
|----|---|---------------------------|
| A. | (i) Who would not flee from a state of bondage? | (into Assertive Sentence) |
| | (ii) The Judge suspected that someone had bribed the witness. | (into Passive Voice) |
| B. | (i) Car run faster than horses. | (into Positive Degree) |
| | (ii) Who broke the window? | (into Passive Voice) |

- C. (i) He did not fail to see me. *(into Affirmative Sentence)*
 (ii) He gave me a rupee. *(into Passive Voice)*
- D. (i) Nobody else could have done it. *(into Interrogative Sentence)*
 (ii) Bangalore is the cleanest of Indian towns. *(into Positive Degree)*
- E. (i) It is never too late to learn. *(into Complex Sentence)*
 (ii) I am certain that he is honest. *(into Simple Sentence)*

◀ Exercise :: 30 ▶

Transform the following sentences as directed within the brackets :

- A. (i) Ashoka is the greatest king in the history of India. *(into Passive Degree)*
 (ii) Summer follows winter. *(into Passive Voice)*
- B. (i) Who teaches you English? *(into Passive Voice)*
 (ii) Ram is more intelligent than Shyam. *(into Passive Degree)*
- C. (i) None but the brave deserves the fair. *(into an Affirmative Sentence)*
 (ii) He was a poor man, and yet he was honest. *(into a Simple Sentence)*
- D. (i) The king took shelter in the hermit's hut. *(into Complex Sentence)*
 (ii) He was poor but he was respected by all the people of his village. *(into Simple Sentence)*
- E. (i) We ought to show respect to our leaders. *(into Passive Voice)*
 (ii) I gave it to my neighbour. *(into Interrogative)*

◀ Exercise :: 31 ▶

Transform the following sentences as directed within the brackets :

- A. (i) No sooner, I entered the room, than he started rebuking me. *(into Affirmative Sentence)*
 (ii) He begged his father to forgive him. *(into Passive Voice)*
- B. (i) Subject him to a severe examination. *(into Passive Voice)*
 (ii) The sun rose and the fog dispersed. *(change into a Simple Sentence)*
- C. (i) Your behaviour has greatly astonished me. *(into Passive Voice)*
 (ii) Brutus loved Caesar. *(into Negative Sentence)*
- D. (i) Who teaches you English ? *(into Passive Voice)*
 (ii) As soon as the teacher entered the class, the students stood up. *(into Negative)*
- E. (i) She is more intelligent than any other girl in the class. *(into Superlative Degree)*
 (ii) It is time to look into the matter.

◀ Exercise :: 32 ▶

Transform the following sentences as directed within the brackets :

- A. (i) People believe that the guilty will be punished. *(into Passive Voice)*
 (ii) I love my country. *(Into negative sentence, without changing the meaning)*
- B. (i) They saw him climbing over the fence. *(into Passive Voice)*
 (ii) Is that the way to talk to your teacher? *(into Assertive Sentence)*