1 WATER

Z7Y1A3

LISTENING

Recite and enjoy:

Knock Knock

Knock knock (2)
Who is there?
I am a clean river.
You are welcome, dear.



Knock knock (2)
Who is there?
I am dirty smoke.
Sorry...you are not allowed.

Knock knock (2)
Who is there?
I am fresh air.
You are welcome, dear.



Knock knock (2)
Who is there?
I am polluted air.
Sorry...you are not allowed.

Knock knock (2)
Who is there?
I am a dustbin.
You are very useful.
You are welcome, dear.



PRACTICE

Write and recite new stanzas using the words 'plastic bag', 'junk food' and 'fresh fruit:

Knock knock (2)
Who is there?
I am _____
_____

Knock knock (2)
Who is there?
_____
_____

Knock knock (2)
Who is there?
_____
_____

Listen to the story:

The Water Family

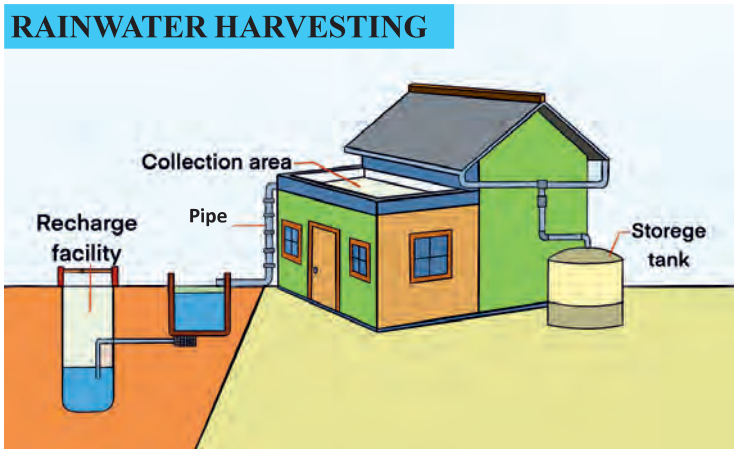

In a small village lived a wise farmer, Parvatbhai, and his wife Saritaben. Everyone called them the "Water Family" because they valued water like gold. Parvatbhai had built a 'Khet Talavdi' in his field and a large underground tank at home to store rainwater.

Their three daughters also loved saving water. Varsha was the eldest. She was a mechanic. She fixed any leaking tap she saw. Vaari, the second, often gave speeches in school and the Panchayat on water conservation. The youngest, Zarana, reminded everyone by singing,

"Water is a necessity!
Water is life!
Water is the soul.
Saving it is our goal."

But the other villagers were careless. One morning, their neighbour Raju was washing his bike with a pipe. Water was flowing everywhere. Saritaben gently advised him to use a bucket instead. But Raju laughed and said, "We have plenty of water! Look at the river and wells!" Even when little Zarana warned him, he ignored her. Many villagers behaved the same way.

After two years, the village faced a terrible drought. The river dried up, wells became empty, and people had no water even to drink. Raju sat sadly with an empty pot and admitted he had been foolish. The villagers realised their mistake and decided to approach Parvatbhai.

Ashamed, they went to his house. Raju said, "We wasted water. Please, help us." Kind-hearted Parvatbhai welcomed them and shared water from his underground tank, which still had plenty of stored rainwater.

Just then, the District Collector arrived to inspect the crisis. He noticed the dry village but also saw Parvatbhai's green farm. "This family is safe because they respected water," he told the villagers. Raju promised to change and asked for guidance. The Collector agreed to provide government support to build underground tanks for all, on one condition—they must promise to harvest rainwater.

The villagers worked hard with Parvatbhai's help. Soon, every house had a tank. The following year also brought less rain, but this time the village was prepared. Their tanks were full, and no one suffered.

At last, everyone understood Zarana's song:

"Water is a necessity!
Water is life!
Water is the soul.
Saving it is our goal."

PRACTICE

Truly, water is life.

A. Read the sentences and write 'True' or 'False':

1. Parvatbhai and Saritaben were uneducated. _____

2. Zarana used to sing songs and slogans to stop water waste. _____
3. The villagers later built underground tanks for rainwater. _____
4. The village had enough water even during less rain the next year. _____

B. Answer the questions: 

1. What did the villagers do during the shortage of water?
2. What made the Water Family different from others in the village?
3. How did the government help the villagers?
4. Why do you like the Water Family? (Share your answer with your friends.)
5. Is there any person in your area like members of the Water Family?

C. Listen and repeat:

valued like gold
underground tank
water conservation
gently advised
terrible drought

Discuss in the class. You may use your mother tongue.

- If there is water shortage in your area, what steps would you take?
- How can you practice water conservation in your school?
- What would you do if you see someone leaving a tap open at home or at school?

READING

Read the passage:

Water is Life

Water is one of the most important things on the Earth. All living beings - humans, animals, and plants need water to live. We use water every day for drinking, cooking, bathing, cleaning etc.

The primary sources of water are rainwater, surface water (rivers, ponds, lakes, glacier, oceans etc.) and groundwater. We get water from water tanks, dams and hand pumps. Also salty sea water is converted into drinking water at some places.

The farmers need water to grow crops. Industries use water to make goods and to keep machines cool. There are so many water activities like swimming, boating, rafting, pool games etc.

Many creatures like fish, frogs, and whales live in water. Water also helps keep the weather cool. Water is essential for trees and plants.

Unfortunately, some people make water dirty by throwing garbage and releasing factory chemicals into it. This is called water pollution. In some places, people don't have enough water to drink.

The level of water on the earth is decreasing. Many people waste water. We must save water. We can do this by turning off taps, fixing leakages, and using water carefully. If we save water today, we will have enough for tomorrow.

"Water is life. We cannot produce water but we can save it."

PRACTICE

A. Underline the sentences in the passage having the similar meaning:

1. Water is very important for life.
2. We use water in different ways.
3. Many living beings live in water.
4. Some of our habits make water dirty.
5. Our good habits can save water.

B. Answer the questions: 

1. Make a list of sources of water.
2. How do industries use water?
3. What are some activities that we do in water?
4. List two ways for saving water.
5. Main ideas of the second paragraph: _____

C. Put these water uses into three groups:

bathing, growing rice, cooling machines, cleaning, making products, cleaning clothes and utensils, producing electricity, watering plants

Home	Agriculture	Industry

D. Match 'A' with 'B':

A	B
1. Farmers	a. water activity
2. Swimming	b. dirty water
3. Fish	c. live in water
4. Water pollution	d. grow crops
5. Turning off the tap	e. saves water

(1 - _____) (2 - _____) (3 - _____) (4 - _____) (5 - _____)

E. Say 'Yes' or 'No'. You may share reasons if you wish to:

1. Do you think turning off taps is a good habit to save water?
2. Some people have bath in bathtubs whereas a lot of people have not enough water to drink. Is it fair?
3. A factory treats dirty water before releasing it. Is this a good practice?
4. A family uses to clean their car daily. Do you think this is a good practice?

F. Write a few words from the passage in all the bubbles and complete the mind-map:

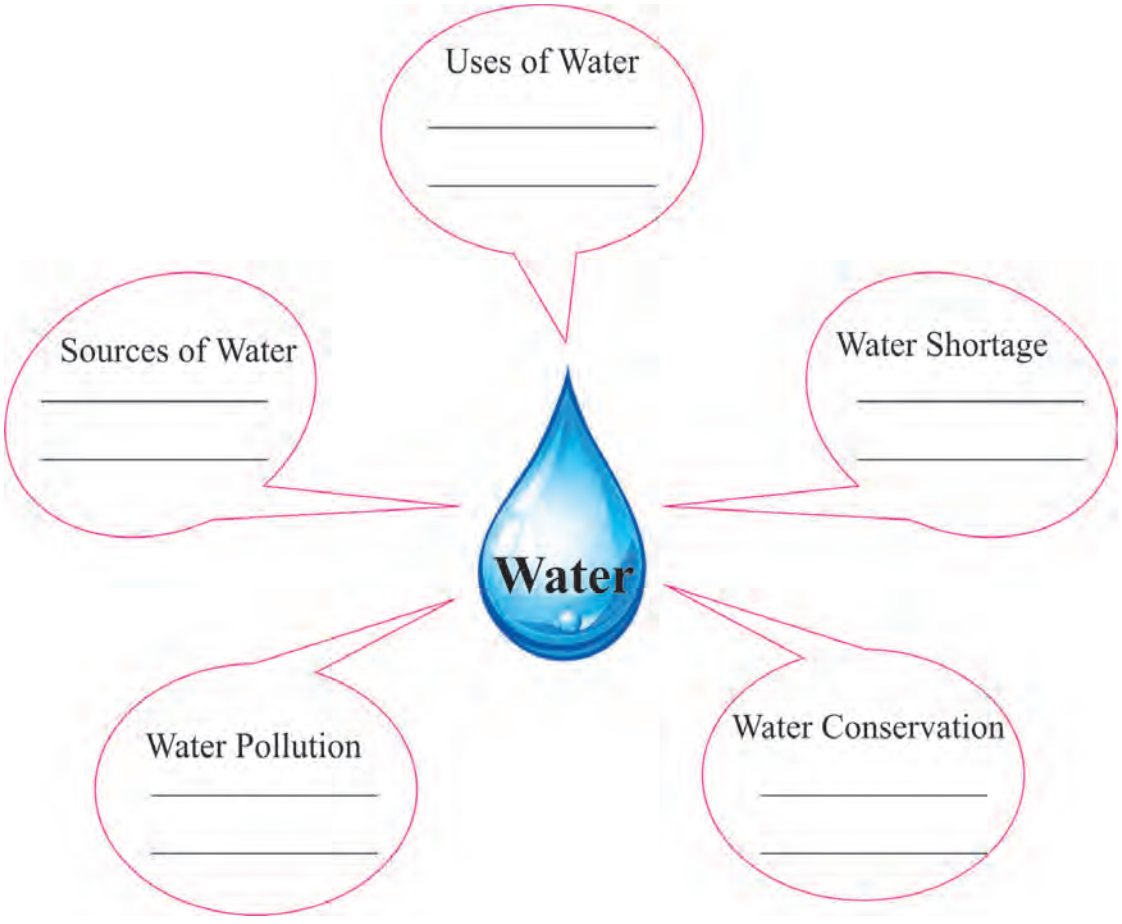

WRITING

A. Copy the sentences:

1. Metamorphosis is the change in the body of an animal during its life cycle.
2. Metamorphosis happens in insects like butterflies and frogs.
3. A butterfly starts its life as an egg.

4. The egg becomes a caterpillar, which eats leaves.
5. Then the caterpillar becomes a pupa inside a cocoon.
6. After some time, a pupa changes into a butterfly.
7. This process is called metamorphosis.

B. Listen to your teacher and write: 

શિક્ષક 'Water Family' માંથી 5-7 વાકયોનું શ્રુતલેખન કરાવશે.

C. Correct punctuation and capitalisation: 

1. yesterday i went to the market i bought rice vegetables and milk
2. riya asked what are you doing
3. my brother lives in mumbai he works for a software company
4. it is raining heavily please carry your umbrella
5. oh no i forgot to bring my notebook

LANGUAGE FUCNTION

A. Fill in the blanks using the correct options:

(and, but, or, because, otherwise, so)

1. She is tired _____ she finished all her homework.
2. Would you like tea _____ coffee?
3. He worked hard _____ he passed the exam.
4. I didn't go to school _____ I was sick.
5. He took a stick _____ started walking.

B. Match 'A' with 'B' and rewrite the sentenes: 

A	B
1. I went to the market	a. but I am happy.
2. I did not score well	b. or coffee?
3. He has lost his toy	c. and bought some books.
4. Would you take tea	d. because he is not well.
5. She slept early	e. so he is crying.

C. Make Sentences:

1. Neha was ill so _____ .
2. You can go to cinema or _____ .
3. Pratham likes the mangoes but _____ .
4. Heer is crying because _____ .
5. He has a lot of money yet _____ .

D. Make pairs. Student-1 will ask questions and Student-2 will answer them:



Example:

Student-1: Where is the pencil? Student-2: The pencil is in the box.

Now, Student-2 will ask questions about the objects in the classroom and Student-1 will answer them.

Example:

Student-2: Where is your notebook? Student-1: It is in my bag.

E. Do as your teacher says.

વિદ્યાર્થીઓને ત્રણ-ત્રણના જૂથમાં વિભાજિત કરો. વર્ગમાં coins, erasers, pens વગેરે વસ્તુઓ અલગ-અલગ જગ્યાએ મૂકો. તેમને in, in front of, among, next to, beside, on, under, between, over, behind, into, at જેવા શબ્દોના ઉદાહરણો આપીને વાક્ય બનાવવાનું કહો.

Examples:

The coin is under the teacher's table.

The pen is between the two chairs.

F. Correct the sentences:

1. My nose is in my eyes.
2. My teeth are on my mouth.
3. I am sitting on the fan.
4. My friends are sitting in me.
5. The man is sleeping over the tree.

VOCABULARY

A. Study the water bodies. Arrange the words in order of smaller to bigger:

ocean, river, pond, lake, stream, fall

B. Select the appropriate word from the brackets and write below the picture:

(glacier, drought, flood, wet, dry)



_____



_____



_____



_____

C. Classify the animals:

lion, cow, dolphin, elephant, goat, shark, dog, deer, whale, cat, tiger, turtle, buffalo, octopus, bear, horse, fish, monkey, sheep, crab

Domestic Animals	Wild Animals	Water Animals

ACTIVITY

શિક્ષક વિદ્યાર્થીઓને નીચેની પ્રવૃત્તિઓ આપશે. વિદ્યાર્થીઓ જાતે પસંદ કરશે કે તેઓ કઈ પ્રવૃત્તિના જૂથમાં કામ કરશે. પોતાની પ્રવૃત્તિ નક્કી કરતી વખતે વિદ્યાર્થી અન્ય વિદ્યાર્થી સાથે ચર્ચા કર્યા વિના નિર્ણય લેશે.

Study the activities. Decide one of the activities. Work in groups:

Group 1	Collect Shloks about water and rivers. Take help of your teachers and friends. You can refer to library books.
Group 2	Conduct a simple experiment of water filtration through sand, gravel, and charcoal.
Group 3	Create a Water Cycle Diagram and colour it.
Group 4	Write down how much water you use per day (in litre). Compare it with how much water your teacher used to consume at your age. Make a table.

SPEAKING

A. Work in pairs and ask the questions to your friends. Frame some more questions for answers 'Yes'/'No':

- Will you drink only juice or only water for a year?
- Do you like to swim in a pool or in the sea?
- Can you live without water for one day or without electricity?

- Does your family drink RO water or water from a pot?
- Have you ever checked pH and TDS of the water you drink?
- Should bottled water be banned?'
- Do you drink at least 6–8 glasses of water every day?
- Would you prefer to drink hot water in winter?
- Do you think rainwater should be collected and used?
- Can we grow food without water?
- Should people wash their cars with buckets instead of pipes?
- Do you believe drinking river water without cleaning is safe?
- Do you like to drink cold water in summer?
- Would you give water to birds and animals in summer?
- Should factories be punished for polluting water?
- Can clean water make people healthier?

B. Play the game:

શિક્ષક નીચેની સૂચનાઓ board પર લખશે. બાળકોને ગોળાકારે બેસાડીને એક વિદ્યાર્થીને એક ball આપશે. વિદ્યાર્થીઓ તરફ જોયા વિના સંગીત વગાડશે. વિદ્યાર્થી ball બાજુવાળા વિદ્યાર્થીને આપશે. સંગીત ચાલુ હશે ત્યાં સુધી આમ ચાલુ રહેશે. સંગીત બંધ થતાં ball જે વિદ્યાર્થી પાસે હશે તે વિદ્યાર્થી board પરની કોઈ એક સૂચનાનો જવાબ આપશે. શિક્ષક board પર અન્ય સૂચના ઉમેરી શકશે.

- Name 3 places where we find water.
- Name 3 rivers of India.
- Say 2 things water helps us do.
- Describe rain.
- Talk about your last time near water.
- Explain why water is important.
- Give one tip to save water.

C. Complete the sentences using the phrases given in the brackets. Speak them repeatedly:

(two taxis to town, by the seashore, nine new notebooks, yellow lorry, we all scream for ice cream, chuck if a woodchuck could chuck wood)

1. Red lorry, _____ .

2. She sells seashells _____ .
3. I scream, you scream, _____ !
4. Two tiny tigers take _____ .
5. Nina needs _____ .
6. How much wood would a woodchuck _____ ?

DO IT YOURSELF

Do at least one of the following activities:

1. Check TDS and pH of the water of school tank or water you drink at home. Refer to internet for what is pH and TDS. Check what is ideal pH and TDS for drinking water. You can take help of your teacher too.
   (The person who works for RO water uses TDS meter. He can help you. pH paper is available in youe school laboratory.)
2. Take a glass full of water. Add in 3-4 spoon of salt and dilute it. Pour the water into a dish. Let water dry for a few days. What remains? This is how salt is produced with sea water. Share your experience with your friends.
3. Take a map of the world and show all the oceans of the world and name them.
4. Take a map of India and show famous lakes of India and name them.
5. Take a map of Gujarat and show big rivers of Gujarat and name them.

GLOSSARY

knock	- ખટખટાવવાનો અવાજ	metamorphosis	- રૂપાંતરણ
underground	- ભૂગર્ભ	caterpillar	- ઈયળ
conservation	- સંરક્ષણ	pupa	- પ્યુપા (પાંખ ફૂટતાં પહેલાની સ્થિતિ)
necessity	- જરૂરિયાત		
gently	- નરમાશથી	cocoon	- કોશેટો
plenty of	- પુષ્કળ	glacier	- હિમનદી
ignored	- અવગણના કરી	flood	- પૂર
terrible	- ભયંકર	gravel	- કાંકરી
admitted	- સ્વીકાર્યું	charcoal	- કોલસો
drought	- દુષ્કાળ	RO (Reverse Osmosis)	- પાણીને શુદ્ધ કરવાની એક પ્રક્રિયા
approached	- સંપર્ક કર્યો		
ashamed	- શરમાયેલા	pH (Potential of Hydrogen)	- એસીડીક કે આલ્કલાઈન હોવાનું માપ
crisis	- કટોકટી		
guidance	- માર્ગદર્શન	TDS (Total Dissolved Solids)	- પાણીમાં ઓગળેલા કુલ પદાર્થો
to harvest rainwater	- વરસાદી પાણીનો સંગ્રહ કરવો		
		banned	- પ્રતિબંધિત
converted	- રૂપાંતર કર્યું		