3 THE GUARDIANS OF THE GREEN

LISTENING

H8L8E7

Recite and enjoy:

Tiny Town

This is the map of
Tiny Town.
The tiny roads go
up and down.

Some go right and
some go left.
The arrows point to
east and west.

Buildings, bridges,
a market and a mill,
Gardens, fields,
a school and a hill.

Where would you start?
How will you go?
If you choose the places,
The map will show.

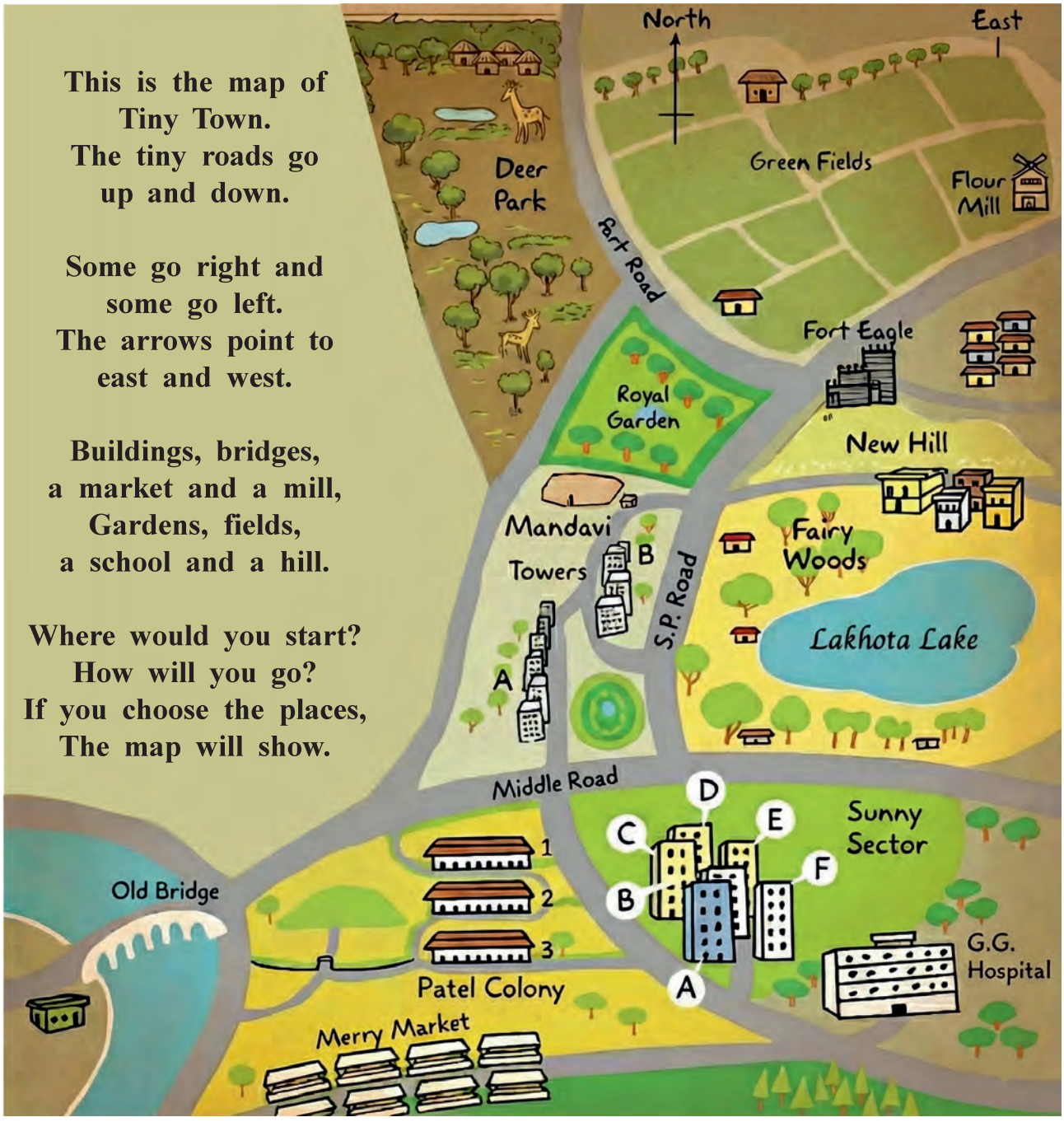

PRACTICE

Answer the questions:

1. What is the map about?
   a. tower b. town c. school d. city
2. Where will the tiny roads go?
3. Have you ever visited a market? With whom?
4. Complete the words using a,e,i,o,u:
   1. r _ _ d 2. m _ r k _ t 3. s c h _ _ l 4. b _ _ l d _ n g
5. Complete the table:

Example: Patel colony	3. _____ road
1. _____ bridge	4. _____ market
2. _____ hill	5. _____ field

6. Find rhyming words from the given box:

go, right, no, come, mill, gum, hill, some, night, will, so, fight



Listen to the story:

Real Happiness

Dhirendrabhai was very rich. He lived in a big city. He had a huge house, a swimming pool, a cook, a gardener and many servants. He kept a foreign dog for his only son Ravish. Dhirendrabhai always felt that his son must be made aware of rural life.

He thought, "If I send him to live in a villager's house for a week, he will stay in a villager's house. Only then he experiences their hardships. He will also understand the value of money."

Dhirendrabhai dropped his son off at Uttambhai's house in Sukhpur. The village was on the edge of the forest on the bank of a river. There were no means of communication.

What would Ravish see in Sukhpur? Discuss.

A week later, he went to pick up his son and asked, "Tell me, son, did you get well?"



Ravish said, "Dad, there is a world of difference between our way of life and the way these people live. We have a small swimming pool at home and it has medicated water in it. My eyes always burn in it.

In this village, a river flows behind the hut. I enjoy bathing here. At our home. I have only one dog but here four dogs have become my friends. In addition to that, two parrots, a crow, a cat and a rabbit! At our home, we have to close the windows everyday and run AC. But here I used to sleep in open. Wow! the cold wind and the starry blankets! At our home, we have to put the food prepared by the cook in the fridge. But here I eat hot food twice a day, so fresh! Here I got fresh milk to drink every day. Look! How red I have become in a week! Really, Dad, you did well that you sent me here. Otherwise I would never understand the real and happy life. Now I know that we are really, poor. Real happiness comes from within."

PRACTICE

A. Answer the questions:

1. Where did Dhirendrabhai live?
2. What did Ravish see in Sukhpur?
3. Was Uttambhai poor? Why?
4. Real happiness comes only from a grand house and a big car. True or false?
5. Match 'A' with 'B':

A	B	Answer
1. hardships	a. worth	1- _____
2. value	b. very big	2- _____
3. happiness	c. having a lot of money and prosperity	3- _____
4. huge	d. difficulties	4- _____
5. rich	e. feeling joy	5- _____

Discuss in the class. You may use your mother tongue.

- Do you like to live in a city or a village? Why?
- Discuss 2-3 situations when you feel happy.

ચર્ચા કરો - કેટલાંક લોકો એટલા ગરીબ હોય છે કે તેમની પાસે ફક્ત પૈસા જ છે.

B. Find and write sentences with the following punctuation marks from the story:

1. ?- _____
2. . - _____
3. , - _____
4. “ ” - _____
5. ! - _____

READING

Recite and enjoy:

Bright and Beautiful

All things bright and beautiful,
All creatures great and small,
All things wise and wonderful,
The God made them all.

Each little flower that opens,
Each little bird that sings,
He made their glowing colours,
He made their tiny wings.

The purple-headed mountains,
The river running by,
The sunset and the morning
That brightens up the sky.

The cold wind in the winter,
The pleasant summer sun,
The ripe fruits in the garden,
He made them every one.

The tall trees in the greenwood,
The meadows where we play,
The rushes by the water,
We gather every day.

He gave us eyes to see them,
And lips that we might tell
How great is God Almighty,
Who has made all things well.



PRACTICE

A. Replace the underlined words and recite the stanza:

All things bright and <u>beautiful</u>, (colourful)
All creatures <u>great</u> and small, (big)
All things <u>wise</u> and wonderful, (nice)
The God <u>made</u> them all. (created)

B. Answer the questions:

1. Who made all things bright and beautiful?
2. What did God make for the bird?
3. What brightens up the sky?
4. fruits - ripe, wind - _____ , birds - _____ , trees - _____
5. Where do the tall trees grow?
6. Classify the words in the given table:
   (table, tree, pen, cow, radio, car, river, swimming pool, star, mountain)

Natural	Man made

7. Complete the mind-map as per the example:

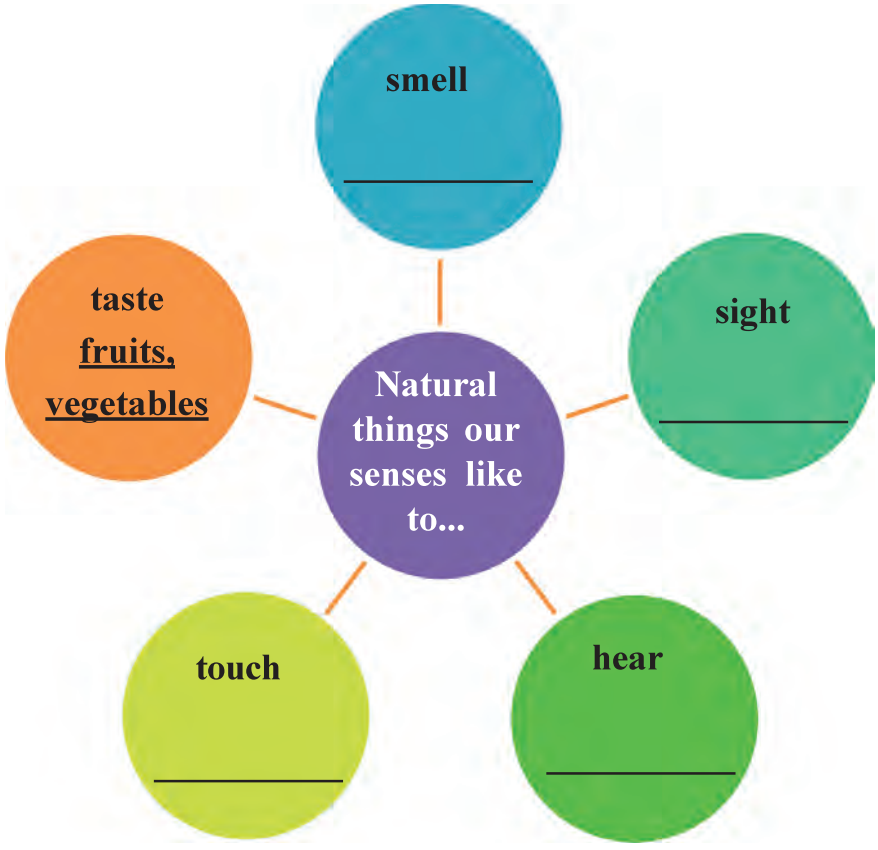

UNIT 3

ચર્ચા કરો - આપણાં ઉપર ભગવાન, માતાપિતા અને ગુરુના કયા કયા ઉપકાર છે?

Read the story:

Small Steps, Big Impact

Vidisha was a smart and curious student who loved science and cared deeply about the environment. So when her school announced the annual science fair, she immediately decided to build a model of a clean and green village.

She spent several weeks researching and working on her idea. Her model included solar panels for power, a plastic recycling unit, a rainwater harvesting system and organic farms using modern techniques. It helped children learn about their traditions and encouraged them to spend less time on screens and more time with their community.

What would you like to add in Vidisha's model of clean and green village?

On the day of the science fair, Vidisha confidently presented her project. The judges were very impressed by her creative model. She explained how her village promoted sustainable living and strong community values. Vidisha's project was chosen to represent her school at the state-level science fair. She was a bit nervous but excited to present her model to more people.

At the state-level science fair, her project was unique among many other projects. Judges and visitors praised her for combining environmental solutions with community development. She clearly explained the importance of using renewable energy, reducing waste and keeping cultural traditions alive.

When the results were announced, Vidisha's model was one of the top projects in the state. She was thrilled and proud of her efforts.

The whole experience helped Vidisha to improve her science skills. She understood the importance of the environment and the community support. Her project inspired other at school. The school started using some of her ideas.

Vidisha had taken the first step toward making a real difference. She was also excited to keep working toward a greener and better world.

PRACTICE

A. Answer the questions:

1. What was the theme of Vidisha's science project?

   a. space exploration
   b. clean and green village
   c. robotics
   d. artificial intelligence

2. Write innovative solutions given in Vidisha's project.

3. Complete the table:

Vidisha's Project	Your Dream Project
1. Plastic recycling unit	1. _____
2. Rain water harvesting system	2. _____
3. Organic farm	3. _____

B. Underline similar sentences from the story:

1. She was nervous but firm to showcase her project to a wider audience.
2. Vidisha's school companions and teachers were inspired by her work.
3. She worked hard on her project for many days.
4. Her project indicated all the facilities for green and clean village.

C. Complete the words:

1. p _ o _e ct
2. s _ a _ _
3. vi_ _ a _ e
4. s _ _ oo _

WRITING

A. Label the message to the most appropriate pictures:

(dry waste, clean India, **clean your surroundings**, use dustbins, wet waste)



B. Study the poster and write sentences about it:



Example: **We should use solar energy.**

C. Write a text message to your friend inviting him/her to your home for *pooja* :

LANGUAGE FUNCTION

A. Complete the table as per the given example:

1. Go	**Go upstairs.**	a. the instructions.
2. Brush		b. slowly.
3. Switch off		c. your teeth regularly.
4. Follow		**d. upstairs.**
5. Drive		e. your room.
6. Do not		f. waste water.
7. Clean		g. your mobile.

B. Classify the instructions in the following table:

● stand in a queue ● keep quiet ● go and bring 1 kg potato ● use green and blue dustbins ● don't smoke ● don't throw rubbish here and there ● turn off the lights ● close the door ● switch off your mobile ● don't shout ● sit properly ● book your tickets here ● take off your shoes ● don't talk when others speak ● wait for your turn

School	Home	Public Places

C. Respond to the situations and complete the sentences:

(trun off the taps, wash hands, don't cut, use)

1. Someone is cutting trees. - _____ trees.
2. Someone throws garbage on the road. - _____ dustbins.
3. Someone puts the taps open. - _____ .
4. Raj eats food with dirty hands. - _____ .

D. Unscramble the words and make meaningful sentences:

Example: your / do / homework. ⇨ Do your homework.

1. pass / please / salt / the.
2. your / switch off / phone.
3. your / forget / keys / don't.
4. eating / your / wash / before / hands.
5. water / bring / a glass / of / me.
6. that / don't / statue / touch.

VOCABULARY

A. Match the hand-washing technique steps with the pictures:

(back of hands, **between the fingers**, water and soap, palm to palm, **focus on wrist**, focus on thumb)

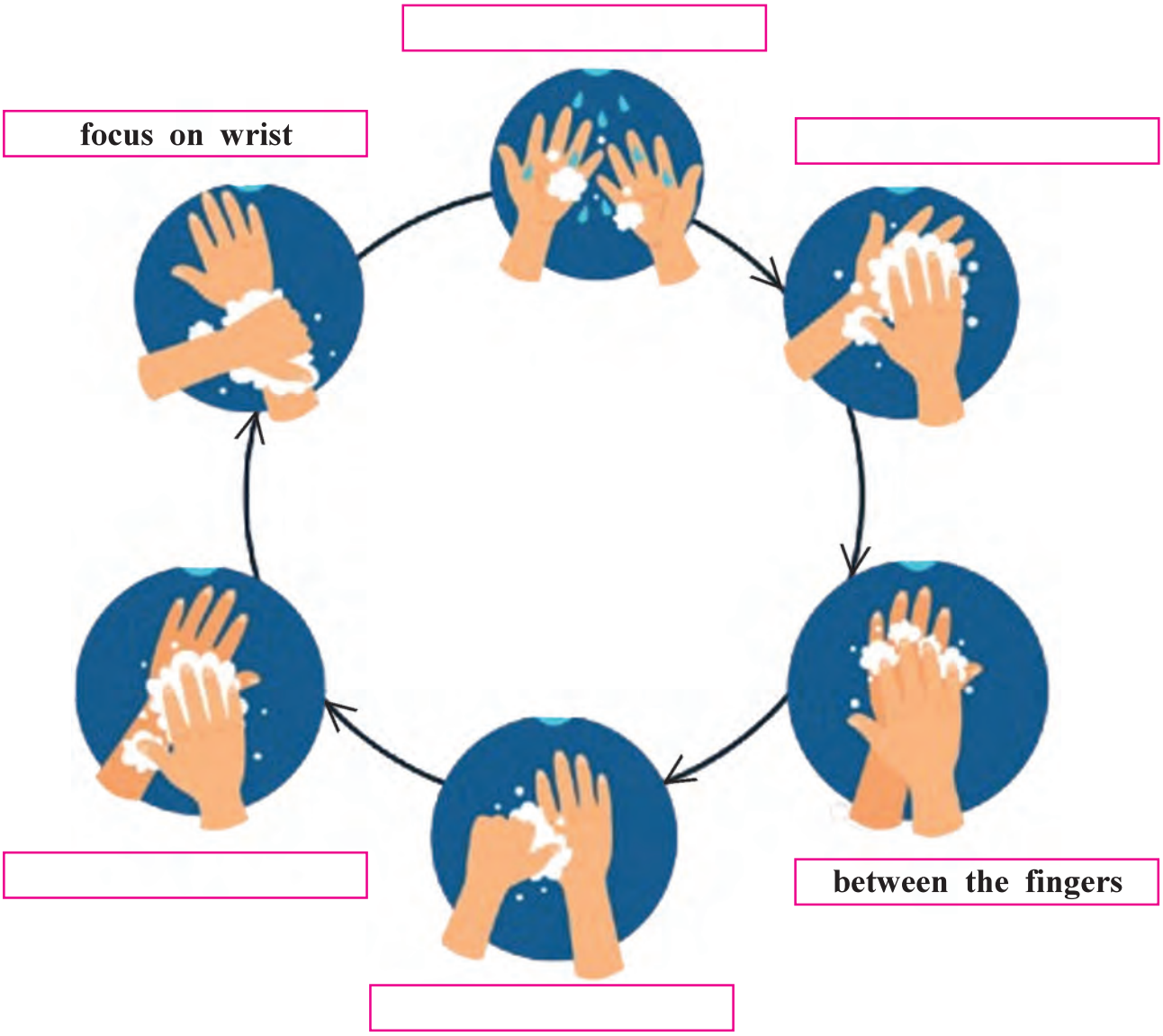

B. Study the picture of different types of dustbins and classify the words given in the brackets:

(banana peels, battery, used sanitary pads, waste papers, empty plastic glasses, vegetable waste, plastic bags, fruit leftovers, broken wooden items, first aid waste, wrappers, not working calculator, used banbage, damaged clock)

			
Wet Waste	**Dry Waste**	**Sanitary Waste**	**E-Waste**
• banana peels	• waste papers	• used sanitary pads	• battery

C. Complete the word pyramid with the given clues:

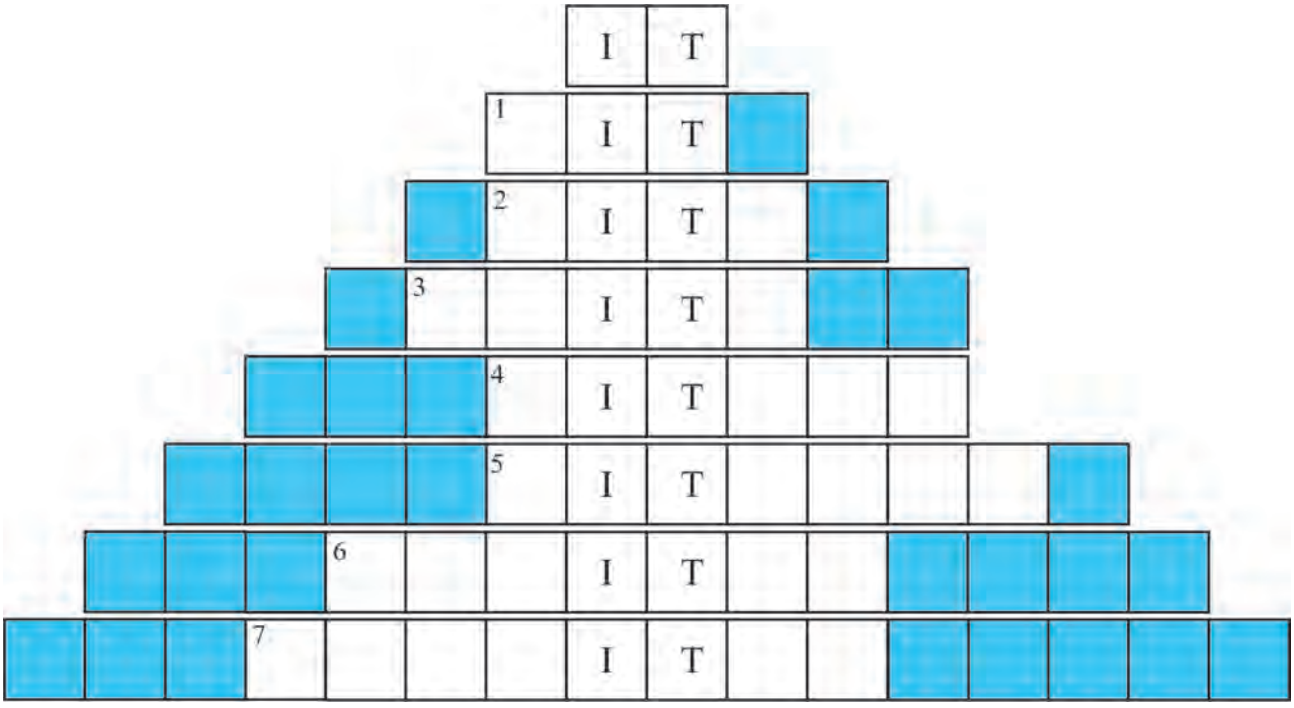

1. Don't stand, _____ .
2. The dog will _____ you. Be careful!
3. Use a pen to _____ .
4. A cat's baby is a _____ .
5. Mother cooks food in a _____ .
6. The headquarters of a country/states is called _____ .
7. When you are sick you go to a _____ .

ACTIVITY

Let's play – Identify me:

શિક્ષક Clean and green school/area/village/town/city વિષય સાથે જોડાયેલ વાક્યોની 10-15 chits બનાવશે. જેવી કે, Throw waste in the dustbin, Plant more trees, Do not use plastic bags, Clean the classroom every day, Save water વગેરે. ત્યારબાદ 5 boxes બનાવશે. Box પર Cleanliness, Save water, Use Solar Devices, Recycle, Reduce, Reuse, Community Support લખશે.

Cleanliness	Save Water	Use Solar Devices	Recycle, Reduce, Reuse	Community Support

Examples:

1. Close the tap.
2. Make a group for go green campaign.
3. Use recycled furniture.
4. Use dustbins.
5. Use solar cooker.

વર્ગને બે જૂથ (A and B)માં વિભાજિત કરશે. Group Aમાંથી 1 વિદ્યાર્થી આવશે. તે એક chit ઉપાડશે. Chitમાં લખેલ વાક્યને અભિનય(mime) દ્વારા બતાવશે. Group Bએ 2 minutesમાં guess કરવું પડશેઃ (a) તે વાક્ય શું છે? (b) કયા boxમાં આવે છે? અને લાગુ પડતા boxમાં વાક્યની chit મુકશે. સાચો જવાબ આપશે તો 10 points મળશે. ખોટો જવાબ કે સમયસર guess ન કરી શકે તો બીજા જૂથને chance મળશે. હવે Group Bમાંથી એક વિદ્યાર્થી chit ઉપાડશે અને અભિનય કરશે. Group A guess કરશે. આ રીતે દરેક વિદ્યાર્થીની ભાગીદારી આવશ્યક છે.

SPEAKING

A. Read the conversation between Rutu and Rinku. Make pairs and enact it:

Rinku and Rutu were sisters. Rinku was a great cook and Rutu loved to learn new recipes. One day, they decided to make *churma laddu* together.

Rinku : Rutu, let's start cooking.

Rutu : Yes, *didi.*

Rinku : Pass me wheat flour and half a cup of ghee.

Rutu : Okay, done.

Rinku : Add one cup jaggery.

Rutu : Here it is.

Rinku : Good! Bring cardamom.

Rutu : Yes, *didi*.

Rinku : Chop dry fruits.

Rutu : I'll try!

Rinku : Nice work. Mix flour and ghee with water.

Rutu : I will make tough dough and divide into small pieces.

(They fried, crushed and mixed it with jaggery.)

Rinku : Shape them into laddus.

Rutu : Yes, I can.

Rinku : Perfect! Let's cool them.

Rutu : Can't wait to eat!

Rinku : First, offer to Ganeshji.

Rutu : Yes, *didi*. Then *prasad* !

They offered *churma laddu* to shree Ganeshji and then they took *prasad*.

B. Do as your teacher says:

શિક્ષક વિદ્યાર્થીઓને બે જૂથમાં વિભાજિત કરી નીચે આપેલ મુદ્દામાંથી કોઈ એક મુદ્દો પસંદ કરીને તે મુદ્દા પર ચર્ચા/debate કરાવશે. મુદ્દાના પક્ષમાં અથવા વિરોધમાં વિદ્યાર્થીઓ બોલી શકે તેવો મુદ્દો પસંદ કરશે. અહીં એક ઉદાહરણ આપેલ છે. તે રીતે ચર્ચા/debate કરાવી શકાય.

1. Using Plastic bags vs Using Paper/cloth bags
2. Using Dustbins vs Throwing garbage on roads
3. Using Solar devices vs Using other devices
4. Saving water vs Using water as we wish
5. Recycle products vs Other products
6. Using mobile vs Reading books and learn about cultural heritage from our elders.
7. Using electricity as per need vs Using electricity as we wish
8. Growing trees vs Cutting trees

Example : Using of plastic bags vs Using of paper/cloth bags

Group A	Group B
• We should use paper or cloth bags because it is safe for environment. • We should use paper/cloth bags because it is safe for our health.	• We should use plastic bags because it is cheap and free at shops. • We should use plastic bags because it is water proof.

DO IT YOURSELF

1. **Prepare a poster with slogans/messages about clean village/town/city.**
2. **Survey your area/village/town and complete the checklist. You can add other available facilities in your area/village/town:**

Sr. No.	Questions	Yes	No
	Cleanliness		
1.	Are streets clean?		
2.	Are public toilets clean and well-maintained?		
3.	Is garbage collected and thrown away on time?		
	Environmental Conservation		
4.	Are trees and plants well-maintained/watered regularly?		
5.	Are water bodies (rivers, lakes) clean and protected?		
6.	Is solar or wind energy used?		
	Sustainable Practices		
7.	Are single-use plastics reduced or banned?		
8.	Are eco-friendly products promoted?		
9.	Do people use public buses, trains, or share rides?		
	Community Participation		
10.	Do people join in cleanliness work?		
11.	Are awareness programs on environmental conservation conducted?		
12.	Does the community work together for sustainable development?		
13.			
14.			
15.			

GLOSSARY

tiny - ખૂબ નાનું
huge - વિશાળ
aware of - થી માહિતગાર હોવું
poverty - ગરીબાઈ
lectures - પ્રવચન
hardships - મુશ્કેલીઓ
means of communication - સંદેશાવ્યવહારના માધ્યમો
medicinated - દવાવાળું
prosperity - સમૃદ્ધિ
pleasant - ખુશનુમા/સુખદ
ripe - પાકેલ
meadows - ઘાસના મેદાનો
impact - અસર
curious - જીજ્ઞાસુ
announced - જાહેર કર્યું
annual - વાર્ષિક
immediately - તરત જ
heritage - વારસો
innovative - નવોત્તર
a plastic recycling unit - પ્લાસ્ટિક પુનઃઉપયોગ એકમ
a rainwater harvesting system - વરસાદના પાણીના સંગ્રહની વ્યવસ્થા
organic farm - જૈવિક ખેતી
confidently - આત્મવિશ્વાસપૂર્વક
sustainable - ટકાઉ
nervous - ચિંતિત
unique - અજોડ
renewable energy - નવીનીકરણીય ઊર્જા
surroundings - આસપાસનું
reduce - ઘટાડો
reuse - પુનઃઉપયોગ
queue - હરોળ
statue - મૂર્તિ
polite - વિનમ્ર
palm - હથેળી
wrist - કાંડુ
thumb - અંગૂઠો
leftovers - બાકી રહેલ / બચી ગયેલ / વધેલું
damaged - નુકસાન થયેલ
headquarters - વડુમથક, રાજધાની
wheat flour - ઘઉંનો લોટ
jaggery - ગોળ
cardamom - એલચી
tough dough - કઠણ લોટ
divide - ભાગ કરવા
fried - તળ્યું
crushed - ભુક્કો કર્યો
shape - આકાર આપો
cheap - સસ્તુ
streets - શેરીઓ
public toilets - જાહેર શૌચાલય
well-maintained - સુ-વ્યવસ્થિત
garbage - કચરો
banned - પ્રતિબંધિત
conservation - સંરક્ષણ