4 SUCCESS

K8J3Q4

LISTENING

Listen to the story:

Try Again



In a thick green forest, there lived a little ant. She was known for her determination and never-give-up attitude. One sunny day, the ant found a delicious piece of roti. It was too big for her to carry alone.

"This piece is huge but I must get it back to the anthill. My family will be so happy!" she thought to herself.

She tried to lift the piece with all her might but it was too heavy. She tried to push, pull and roll but she couldn't. She sat down and began to cry.

As the ant sat there, feeling beaten, she noticed a small bird nearby. The bird was trying to build a nest. It picked up twigs and leaves. Every time it tried to place them but the wind would blow them away. However, the bird did not give up. It kept trying, over and over again. Finally, it managed to build a strong nest.

"If that bird can keep trying and succeed, then I shouldn't give up," she thought, feeling inspired.

Determined once more, the ant gathered all her strength and decided to try again. She called her fellow ants for help. Together, they made a chain and lifted the piece together. They slowly tool it to the anthill.

"We did it! Thank you, everyone! We showed that with teamwork and never giving up, we can achieve anything!" the ant shouted, excited and grateful.

She and her friends celebrated their success.

PRACTICE

A. Fill in the Blanks:

1. The little ant lived in a _____.
2. The piece of roti was too _____ for the ant to carry alone.
3. The bird was building a _____.
4. The ants carried the piece back to the _____.
5. The story teaches us the value of _____ and _____.

B. Answer the questions:

1. Write the ant's qualities.
2. Why couldn't the ant carry the roti piece alone?
3. How did a bird build a strong nest?
4. What should we learn from this story?

Discuss in the class. You may use your mother tongue.

- What are the benefits of teamwork?
- What would you do, if you saw someone struggling like the ant?

READING

Recite and enjoy:

The Way To succeed

Drive the nail aright, boys,
Hit it on the head;
Strike with all your might, boys,
While the iron's red.

When you have work to do, boys,
Do it with a will;
They who reach the top, boys,
First must climb the hill.

Standing at the foot, boys,
Gazing at the sky;

How can you get up, boys,
If you never try?

Though you stumble oft, boys,
Never be downcast;
Try, and try again, boys,
You'll succeed at last.

- Norman Macleod

PRACTICE

Find and underline the rhyming words from the poem and add one more rhyming word yourself:

Example: head _____ read _____ bed _____

_____ _____ _____

_____ _____ _____

_____ _____ _____

Read the story:

Louis Braille



Little Louis Braille lived in a small village in France. He was curious and loved making things in his father's workshop. One day, while playing with a sharp tool, he slipped. Jhatak! The tool poked his eye. The wound got worse, and soon Louis lost sight in both eyes. But Louis did not stop learning. He listened carefully in school. He wanted to read books like other children, but the few books for blind students had big, raised letters. They were slow and tiring.

One day, Louis heard about a special military code made of raised dots. Soldiers used it to read messages at night. Louis thought, **"If soldiers can read in the dark... blind people can read too!"** He worked for years, day and night. Finally, at just age of 15, Louis invented a new system - six tiny

dots that could make letters, words, and numbers. Simple. Fast. Powerful. People around the world started using his system. Today, the Braille script helps millions of visually impaired people read and write.

Louis Braille could not see light but he created light for others.

PRACTICE

A. Choose the most appropriate options:

1. Where was Louis Braille from? ☐

   a. Germany b. Italy
   c. France d. England

2. How did Louis Braille lose his eye sight? ☐

   a. He was blind by birth b. Due to a sharp tool
   c. Due to a serious illness d. Because of old age

3. What did Louis Braille hear about? ☐

   a. A machine for writing b. A special military code made of raised dots
   c. A musical instrument d. A medicine for blindness

4. What did Braille's method rely on? ☐

   a. Raised dots representing letters b. Colours
   c. Drawings d. Symbols made of lines

5. When did Louis find the Braille? ☐

   a. At the age of fifteen b. At the age of fifty
   c. At the age of twenty d. At the age of five

B. Answer the questions:



1. Where was Louis Braille born?
2. How did Louis Braille lose his eye sight?
3. What did Louis hear about?
4. How old was houis when he invented a new system?
5. How was the new system of Louis?
6. Do you agree that struggles and failures are important for achieving success?

Study the bar graph showing details of medals won by India in last three Olympics and answer the questions:

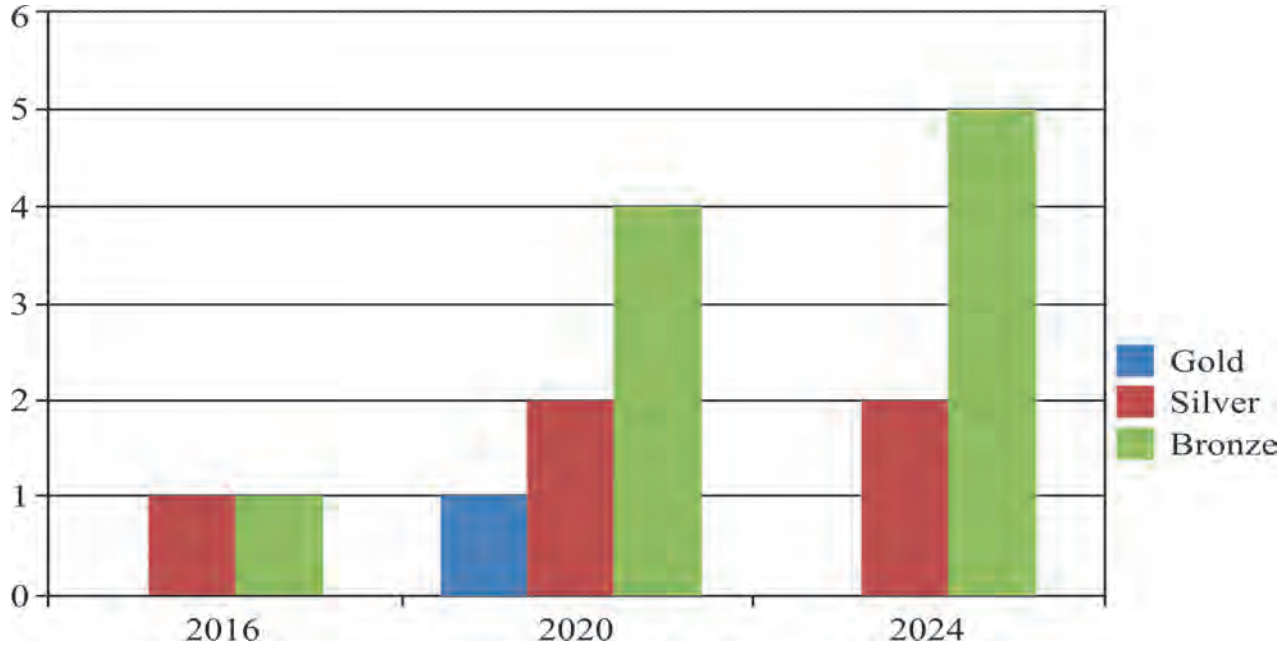

Questions:

1. In which year did India win the gold?
2. How many medals did India win in Olympic 2020?
3. How many medals did India win in three Olympics in total?
4. Which medal showed the biggest increase from 2016 to 2020?

WRITING

A. Study the pictures, read the sentences below it and write a story in a sequence:



The lion is free! The lion and the mouse became best friends.



The lion woke up. He saw the little mouse and decided to let him go.



The big lion is sleeping under a shady tree. A little mouse is playing near him.



The lion could not get out. He was very sad and roared for help.



The mouse heard the lion. He quickly chewed the ropes with his sharp teeth.



One day, the lion got caught in a strong hunter's net.

B. Complete the story and give a suitable title:

There was a woodcutter. He was very honest. One day he went to cut woods in the forest. The woodcutter's axe fell into a river. He cried sadly. A fairy appeared and showed him a golden axe and a silver axe, but he said they were not his. The fairy...

LANGUAGE FUNCTION

A. Fill in the blank with the help of the words given in the bracket.

(Is/Are/Do/Does)

1. _____ he walking in the street?
2. _____ Ravi and Reena eat *gulabjamuns*?
3. _____ the students understand?

4. _____ you in the classroom?
5. _____ she have any siblings?

B. Arrange the jumbled words and write the sentences: 

1. home /is/ your/ it/?
2. you/do/ believe/in luck/?
3. you /a good/are/ listener/?
4. he / does / mango / like / ?
5. dancing / he / is / ?
6. are / you / crying / ?
7. play / can / you / football / ?

C. Classify the following words: 

(water, books, baskets, jars, salt, buttermilk, nests, sugar, gold, cows, mobiles, milk)

We can count	We can not count
Example: pens	coffee

D. Complete the questions with the words given in the brackets and answer:

(months, week, year, days, hour, minutes, day, hours)

Example: How many weeks are there in a year?
There are 52 weeks in a year.

1. How many _____ are there in a _____ ?
   There are _____ .
2. How many _____ are there in a _____ ?
   _____ .
3. How many _____ ?
   _____ .

4. How many _____ ?

_____ .

E. Complete the questions with the help of the pictures and answer:

Example: How much water is there in the bottle?

There is one litre water in the bottle.



1. How much _____ is there in a bottle?

   There is _____ milk in the bottle.



2. _____ in a cup?

   _____ is 100 ml _____ .



3. How much sugar _____ ?

   _____ .



4. _____ ?

   _____ .



F. Frame the questions to get underlined words as answer:

Example: Naresh is a teacher in a school.

Who is a teacher in a school?

1. She works in a company.
2. The birds make nests.

3. My mother washes clothes every morning.
4. Bharat drives a car.
5. We live in the village.

VOCABULARY

A. Choose the words that help to get success: 

motivation target lose victory
inspiration progress collapse quit
goal setback hard work win

B. Who am I? Write words.

Example: A drum and a flute are **m**usical **i**nstruments.

1. A jalebi and a gulabjamun are **s**_____ .
2. A chair and a wardrobe are **f**_____ .
3. Maths and science are **s**_____ .
4. A cousin and an uncle are **r**_____ .
5. A cat and a dog are **p**_____ .
6. A mango and a pineapple are **f**_____ .

ACTIVITY

A. Study the Braille letters and write your name in braille:

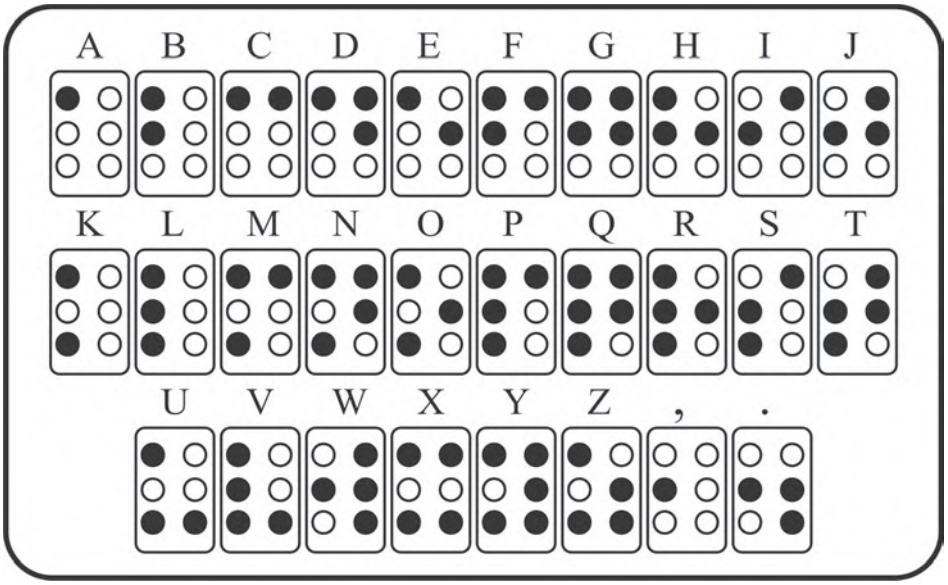

His name is <u>Louis</u>.



My name is _____



B. Play the game: Onion Ring.

- વિદ્યાર્થીઓને બે જૂથમાં વહેંચો.
- આકૃતિમાં બતાવ્યા મુજબ બંને જૂથને વર્તુળાકારે ગોઠવો.
- એક જૂથ અંદરના વર્તુળમાં અને બીજું જૂથ બહારના વર્તુળમાં ઊભું રહેશે.



- અંદરના વર્તુળનો દરેક વિદ્યાર્થી પોતાની સામેનાં વિદ્યાર્થીને પોતાનું નામ જણાવી તેનું નામ પૂછશે. જેમ કે I am Amit. What is your name?
- બહારનાં વર્તુળનાં વિદ્યાર્થી પોતાનું નામ જણાવશે અને પોતાની ડાબી તરફ એક Step ખસી નવા વિદ્યાર્થી સામે આવશે.
- અંદરના જૂથનાં વિદ્યાર્થી ફરીથી નામ જણાવી પ્રશ્ન પૂછશે.
- દરેક વિદ્યાર્થી એકબીજાનો પરીચય મેળવે ત્યાં સુધી આ રમત ચાલુ રાખવી.

SPEAKING

Make two groups in the class. One group will ask the questions based on the picture and the other group will answer the questions:



Example: Group-1. What is there in the picture?
Group-2. There is a park in the picture.

DO IT YOURSELF

Ask questions to your friends and family and write answers:

Questions	Answers
• Who is your best friend?	Ravi is my best friend.
• What is your favourite food?	
• Which is your favourite subject?	
• Which is your favourite game?	
• Where do you work/study?	
• Which is your favourite tourist place?	
• When do you read?	

GLOSSARY

never-give-up - ક્યારેય હાર ન
attitude માનવાની વૃત્તિ
might - શક્તિ, તાકાત
twigs - નાની ડાળીઓ
beaten - થાકેલી, હારેલી
inspired - પ્રેરિત થઈ
determined - નિશ્ચય કર્યો
gathered - ભેગી કરીને
strength - તાકાત
fellow - સાથી
combined - સામૂહિક
anthill - કીડીનું દર
grateful - કૃતજ્ઞ
achieve - પ્રાપ્ત કરવું
celebrated - ઉજવ્યુ
drive the nail - ખીલી ઠોકવી
aright - યોગ્ય રીતે, સાચી રીતે
strike - પ્રહાર કરવો, જોરથી મારવું
gazing - તાકી રહેવું, ધ્યાનથી જોવું
stumble - ઠોકર ખાવી, લડખડાવું
oft - ઘણીવાર
downcast - નિરાશ, હતોત્સાહ
succeed - સફળ થવું
curious - જિજ્ઞાસુ
workshop - કાર્યશાળા
poked - ઘૂસી ગયું
wound - ઘા
worse - વધુ ખરાબ
sight - દ્રષ્ટિ
raised - ઊપસેલું
tiring - કંટાળાજનક
invented - શોધ્યું
script - લિપિ
millions - લાખો
visually impared - દ્રષ્ટિથી અક્ષમ
created - રચના કરી / સર્જન કર્યું