


16. Women for Trees



Bhalapur is a village nearly 84 kilometers from the block office of Mohla in the Rajnandagaon district of Chhattisgarh. Today, on what was a 12- hectare plot of deforested land, stands a dense green forest. In the mid eighties, Vikram of Bhalapur organised all the women in the village, largely dalits and adivasis, into Mahila Mandal.



The Mahila Mandal had discussions on village problems. It was evident from the discussions that the greatest problem was collecting fire wood. The village forest was shrinking. Thanks to the felling of trees by insensitive people.

The forestland at the time was full of stumps of felled trees. For protection from grazing animals, the women dug deep trenches all around the deforested area. They stood up as guards against poachers and timber mafia.



Soon leaves started to sprout on the stumps. Today, a dense forest stands on the outskirts of the village. The dry twigs fulfill the locals' need for fire wood and the biodiversity of the new forest is a reward of their efforts. Later, plantations were done by the locals. The successful initiative has also inspired those in the village who had initially opposed the effort. It is not big projects and money that will protect the forests. But if due importance is given to local needs, people will come forward themselves to protect our forests.

Word Meanings

dense	containing a lot of things/plants/trees in a small place
evident	clear, easily seen
fuel	dry material to burn, like wood/coal etc.
shrink	to become smaller in size
indiscriminate	not showing the ability to make judgement
insensitive	not realizing or caring for other people's feelings
stump	the trunk of any tree left out after cutting or felling of the tree

protection	safety
trench	a long narrow hole dug into the surface of the ground
poach	to catch or shoot animals without permission
timber	wood for building or making things
mafia	an organization of criminals
sprout	to grow or develop
outskirts	outer areas of a place
twig	very thin branch
bio-diversity	variety of living beings
initiative	a plan to start some thing new
inspire	to encourage some one to do something

Reading Comprehension

A. Answer the following questions:

1. Where is Bhalapur situated?
2. Who were the members of the Mahila Mandal of Bhalapur?
3. What was the greatest problem that the women faced?
4. Why was the village forest shrinking?
5. What did the women do to protect the forest from grazing animals?
6. What is the result of the efforts made by the women of Bhalapur?

B. Write True/False in the boxes:

1. The Mahila Mandal was formed in the year 1998.
2. We should be thankful to the insensitive people who fell trees.
3. Now the women cut the trees for fuel and wood.
4. The women dug trenches around the forest.
5. Other people of Bhalapur also tried to do what the women of the village did.

6. The women of Mahila Mandal were united.
7. The women had to work hard to protect the forest.
8. The women had to protect the trees against animals only.

Vocabulary


A. Match the words with the pictures:



stumps



graze




timber



twigs



poach



B. Arrange the letters to make words related with the given words:

1. wood : _____
(mbreti) (tcisk) (glo) (gtwi)
2. fuel : _____
(rbun) (wdoo) (sga) (rtpole)
3. sprout : _____
(rgwo) (ngbei) (enrgmitae)

Grammar

Given in the box is a list of activities that Ravi, Kusum and Shiva did last week between 7 am and 9 pm. Using the information given in the box. Write 3 to 4 sentences about each one.



	Monday	Tuesday	Wednesday
Ravi	Went to jungle for collecting wood	Milked cows	Played with his friends
Kusum	White washed her house	Played with her friends	Collected vegetables from fields
Shiva	Worked in the field	Watered plants	Sowed seeds of the plants

Example:

Ravi went to jungle to collect wood on Monday.

Writing

With the help of the given sentences, write a paragraph about making tea:

Things you need for making tea: tea leaves, sugar, water, milk, ginger

Some sentences are given below. Arrange these sentences in the right sequence.

- Add 4 teaspoons of sugar.
- Add one cup of milk.
- Add two teaspoons of tea leaves.
- Take a cup of water.
- Pour water into a vessel or a container.
- If you like, add some ginger.
- Boil it.
- Grate/crush some ginger
- Remove from the fire and filter it in a cup.
- Put the vessel on the fire.

Activity

A. *See Appendix-1 Lesson-16*

Listen and state True or False

1. Red + Blue = Purple (T/F)
2. Red + Green = Purple (T/F)
3. Red + Yellow = Orange (T/F)
4. Red + White = Pink (T/F)
5. Yellow + Blue = Red (T/F)
6. Yellow + Purple = White (T/F)
7. Yellow + Blue = Green (T/F)
8. Black + White = Blue (T/F)
9. Black + White = Grey (T/F)
10. White + Green = Yellow (T/F)

MANGO TREE



- king of fruits • evergreen tree
- long narrow leaves • big and shady • flowers bloom in February • cuckoos sing
- green mangoes, pickles • ripe mangoes everyone loves
- leaves used in festivals.

.....

.....

.....

.....

.....

.....

.....

.....

.....

.....

Project

Collect any five advertisements in which you find trees and paste them in your note books.

