



## 17. Making Best Out of Waste, Her Forte

*What is your favourite pass-time?*

Staff Reporter  
Bhilai, Sept-23, 03  
The Hitvada

Rukmani Chaturvedi has got the art to make the best out of waste. Her masterpieces were shown to the Bhilains at a unique expo where she presented artworks made out of wastes like bhutta (maize) and banana-peels.

The Risali-based artist's exhibition was inaugurated by the General Manager (Town Administration), R.K.Agrawal at Nehru Art Gallery the other day.

Utilizing maize, palm leaves and different parts of a banana tree, like its leaves, flowers etc, Rukmani created impressive paintings and collages. She has created artistic representations of Goddess Durga, Bhilai Steel Plant main gate, nature, historical figures like Jawaharlal Nehru and Subhash Chandra Bose among many others.

Without using paint, the collages were unique and subtly crafted. Ms. Rukmani has been successful in making her artistic creations come to life. Greatly impressed by the artistic skills of Rukmani, Mr. R.K.Agrawal expressed hope that the Expo will serve as an inspiration for budding artists of the steel city. Ms. Rukmani's collection of 22 paintings was part of the joint exhibition of three women artists organized by Public Relations Department of Bhilai Steel Plant at Nehru Art Gallery. The other two artists, Ms. Kusum Lata Vaidya from Bhilai exhibited paintings made out of natural colours and watercolours. Charcoal and pencil was the creative medium for Ms. Rama Dutt Joshi of Raipur.

In all her 13 paintings Ms. Vaidya used environment friendly colours of human emotions and nature while Ms. Joshi's 9 paintings depicted the life of locals. Mr. Agrawal commended their creative efforts and congratulated the organizers for bringing such unknown artists to limelight.

*What was the theme of the paintings?*

Present at the inaugural function were Chief Engineer, in charge (TA) Mr.K.K. Sharma, Chief Education Officer, Mr. R.C.Singh, internationally acclaimed Panthi exponent Devdas Banjare, eminent artist Das Gupta, senior officers of the Plant and public. The exhibition ended on September 20.

*- Newspaper Item*

### **Word Meanings**

forte  
waste

special skill  
things no longer wanted



masterpiece	a piece of work, which is the best of its type
unique	being the only one of its type
expo	a big exhibition
exhibition	a public show of objects
inaugurate	start with a ceremony, to declare it open
impressive	creating a strong or good effect
collage	a picture made by sticking various materials on to a surface
create	to produce something new
subtly	cleverly
art	skill
inspiration	something which gives a person the ability to do a work
budding	new and young
charcoal	a black substance made by burning wood
depict	to show
gamut	a whole range of presentation
commend	appreciate, praise
limelight	centre of public attention
congratulate	express pleasure or praise for a happy event
acclaimed	well known
utilize	make use of

**Reading Comprehension**

**A. Answer the following questions.**

1. Who does 'her' refer to in the report?
2. Where has this report been taken from?
3. Which city was the Expo organized in?
4. How many participants were there to exhibit the things?
5. What major differences do you find between the paintings used by Rukmani, Kusum Lata Vaidya and Rama Dutta Joshi?
6. When did the exhibition end? When do you think it started?
7. Who inaugurated the exhibition?
8. What could be the main outcome of such an exhibition, according to Mr. Agrawal?

**B. Make a list of the things the participants exhibited:**

Ms. Rukmani	Ms. Kusum Lata Vaidya	Ms. Rama Dutt Joshi

**C. Make a list of the materials the artists used for their creation:**

Names	Materials used

**Vocabulary**

**1. Make sentences by using the table below.**

1. The prime minister	unique	for any one who wants to do social service.
2. Mother Teresa’s name is an	budding	opportunity for Ms. Rukhmani.
3. The Expo was an	inaugurated	artists.
4. Most of the people still use	depicted	the winners of different categories.
5. Every possible opportunity should be given to the	inspiration	the seminar on energy conservation.
6. The Chief guest	charcoal	the life of locals.
7. Ms. Joshi’s paintings	congratulated	as a fuel.

**2. Match the words with their meanings.**

**A**

forte  
 masterpieces  
 exhibition  
 collages  
 unique  
 expo  
 acclaimed  
 budding  
 exponent  
 limelight  
 subtly  
 commend



**B**

well known  
 a big exhibition  
 special skill  
 cleverly  
 new and young  
 centre of public attention  
 the best work of its type  
 appreciate  
 a public show of objects  
 a picture made by sticking various materials  
 only one of its type  
 a person who sets examples for others

**3. Fill in the blanks choosing appropriate words given below.**

flowers, nine, Panthi, Rama, artists, forty-four

Mr. R.K. Agrawal inaugurated the exhibition. It contained the work of three \_\_\_\_\_ namely Rukmani Chaturvedi, Kusum Lata Vaidya and \_\_\_\_\_ Dutt Joshi. In all, there were \_\_\_\_\_ paintings. Of these only \_\_\_\_\_ belonged to Ms. Joshi. Rukmani Chaturvedi used things like leaves, \_\_\_\_\_ etc. to make her collages. Internationally acclaimed \_\_\_\_\_ exponent Devdas Banjare was present at the inaugural function.

**Grammar**

**1. Use the appropriate form of verbs given in brackets in the sentences given below.**

1. She \_\_\_\_\_ artworks made out of waste. (present)
2. The Chief Minister \_\_\_\_\_ the fast food shop “Star One” in Raipur recently. (inaugurate)
3. God \_\_\_\_\_ the world. (create)
4. Sania Mirza \_\_\_\_\_ the honour of entering in the Australian Open. (achieve)
5. The programme was \_\_\_\_\_ by the college. (organize)
6. Paintings of local artists were \_\_\_\_\_ in the auditorium. (exhibit)
7. The President \_\_\_\_\_ the winners. (congratulate)
8. The wind \_\_\_\_\_ the letter out of my hand. (blow)
9. He \_\_\_\_\_ his hand while playing cricket. (break)

**2. After the exhibition Rukmani had the following advantages:**

- |  |  |
|--|--|
| (i) People bought her collages.                              | (iv) Bhilaians appreciated her art.                  |
| (ii) The television programme made her the talk of the town. | (v) The management selected her for the state award. |
| (iii) People overwhelmed her by their response.              | (vi) Many people contacted her for guidance.         |

**Now rewrite the sentences as shown:**

(First sentence is given for you).

1. Her collages were bought by people.
2. \_\_\_\_\_
3. \_\_\_\_\_
4. \_\_\_\_\_
5. \_\_\_\_\_
6. \_\_\_\_\_



3. Make a list of all the verbs in the past tense occurring in the lesson.

**Writing**

1. Read the following paragraphs carefully. There are two stories mixed up. Arrange the paragraphs in order to find out the stories:

A mango tree said to a bush growing in its shade, “You are useless. No body wants you. I am used for roofs and houses everywhere. Men can’t do without me”.

The young deer was filled with fear and forgetting his resolve, took to his heels, along with his mother.

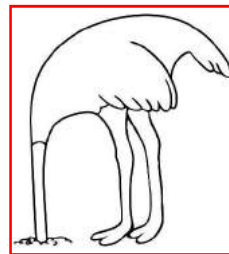
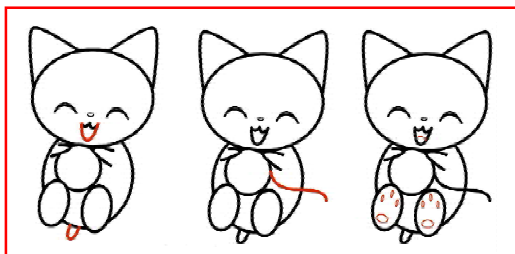
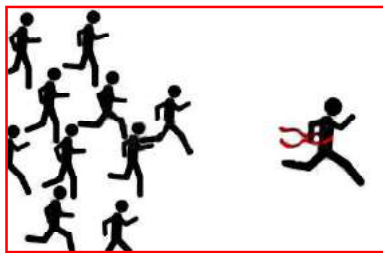
“Here is a man coming to you with an axe, right now. Farewell”.

A young deer said to his mother, “I am larger than a dog and swifter and I have horns to defend myself. When dogs appear I will run away with the others. I have decided not to run from dogs in future”.

“You are so right”, said the bush. Just then they heard the bark of dogs.

2. Look at the pictures given below and write the related headlines under each picture given in the box.

- |                      |                     |
|----------------------|---------------------|
| 1. Cute Cats at Home | 2. Sleeping Ostrich |
| 3. Run to Win        | 4. Friends Forever  |



3. Punctuate the following passage with [capital letter, comma (,) question mark (?), inverted commas (“ ”), full stop (.) exclamation mark (!) etc.

it was dreadful for the poor little duckling to live alone in the cold winter  
come here duckling it is cold out there called a field mouse his hole was warm and cosy and was full of food he told her spring will bring better luck.

the duckling saw his reflection in the cold water and was so surprised what a beautiful swan was he have you ever seen a duckling changed into a swan.

### **Activity**

#### **A. Listen to the instructions carefully to create your own collage.**

*See Appendix I Lesson 17*

Things you need

1. Colourful wool yarn (in small pieces, at least four colours - blue, red, green, yellow)
2. gum
3. a white paper sheet
4. colourful waste paper.

#### **B. Arrange the students in pairs and ask them what they would say in the following situations. Write your sentences and speak in pairs.**

**You are searching for your lost pen/ pencil.**

Ravi: Oh! \_\_\_\_\_

Mohan: May I help you?

Ravi: \_\_\_\_\_

Mohan: What colour was it ?

Ravi: \_\_\_\_\_

Mohan: When did you lose it?

Ravi: \_\_\_\_\_

Mohan: Were you in the library?

Ravi: \_\_\_\_\_

Mohan: Is this your pen? \_\_\_\_\_

Ravi: Oh yes! Thank you.

### **Project**

**Make a collage of your own with beads/paper bits/and leaves and show to your friends.**

