


Lesson - 4

Anita Feeds Appu


1. Have you seen an elephant?
2. Can you tell how much it weighs?
3. Can an elephant live with you in your house?

Anita is very excited today. She has read a story about Appu, the elephant and seen an elephant in the movies and cartoon shows on T.V. But today she is surprised to see Appu at her door.

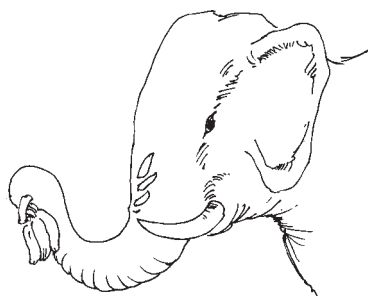


- Anita : Ma, Ma, give me some bananas and sugarcane. I want **to feed** Appu.
- Ma : What are you talking about?
- Anita : Ma, you won't believe it ! Appu, the elephant is at our gate.
- Ma : Appu, the elephant!
(anxiously) Where is your father?

- Anita : He is right there outside and *Bhaiya** is giving Appu some water to drink. Oh Ma! He can drink a bucketful of water at one go!
- Ma : And he can eat a whole tree at one go too !
- Anita : Yes, yes I want to feed the elephant. Can I take these bananas and sugarcane to feed him ?




- Ma : Oh! Yes, and also take some leaves of the banana tree from the courtyard.
- Anita : Thank you, Ma.
- Ma : Come, I'll go with you. It's fun to watch an elephant gobbling up food. The Mahout will be happy if we feed the elephant.



- Anita : Ma, see how the elephant is taking the bananas in his trunk and putting them into his mouth. He is using his trunk like a hand.
- Ma : Oh! Yes, he is.

* **Bhaiya** a form of address for elder brother.


Anita : Do you notice how he drinks water? He sucks it all from the bucket.



Mahout : Children! Would you like to ride Appu?

Anita : I don't think I can balance myself up there. I'll fall off as he walks.


Mahout : No, no. I'll show you how to ride an elephant.



Anita and some other children together : How?

Mahout : Well, we have a *howdah* and more than six children can **easily** fit into it. Come children, I'll take you for a nice elephant ride. Appu will be glad too.

So Anita, Anjum, Arif, Bala and Bhola, all gather around the Mahout and he helps them climb on to the elephant's back and sit in the *howdah*. They are excited and a little scared too as Appu stands up and starts walking **towards** the park. They wave out to the other children who are following them. Now they are really happy.



1. Read and Learn:

Words: balance, believe, cartoon, courtyard, excited, gobble, surprised,

Phrases: at one go, right there, to fall off, to feed, to help, to ride, to watch.

2. Comprehension:

Answer the questions given below:

1. Why is Anita very excited today?
2. Where has she seen the elephants before?
3. How did Appu drink a bucketful of water?
4. What did Appu do with his trunk?
5. How did the *Mahout* help the children ride Appu?
6. Have you ever had an elephant ride? Did you like it?


3. Word Power:

A. Match the words with their meanings:

S.No.	word	meaning
1.	balance	feel certain
2.	believe	keep steady
3.	cartoon	an open space that is partly or completely surrounded by buildings
4.	courtyard	an amusing drawing in a newspaper or magazine
5.	excited	feeling or showing surprise
6.	gobble	feeling or showing happiness and enthusiasm
7.	surprised	to eat something very fast

B. Fill in the blank spaces with proper words and then complete the puzzle.

1. The banana tree was in Anita's courtyard.
2. Elephants can _____ up a whole tree.
3. The *Mahout* took the children for a _____ .
4. Anita was very _____ that day.
5. Anita thought she can never _____ on the back of an elephant.
6. Anita's mother wanted to _____ the elephant eating.
7. Anita and her friends were a little _____ while sitting on the *howdah*.



4. Grammar in Use:

The following words are generally used in their singular form:

bread, chalk, furniture, information, knowledge, luggage, paper, soap.

Example:

1. Please give me a slice of bread.
2. Wash your hands well before and after meals with a cake of soap.

Make sentences of your own using the following phrases:

1. bread : a loaf of bread, a slice of bread, a kilo of bread
2. soap : a cake of soap, a bar of soap
3. paper: a ream of paper, a piece of paper, a sheet of paper
4. furniture: a piece of furniture, furniture in a room
5. chalk: a piece of chalk, a kilo of chalk, a box of chalk

5. Let's Talk:

Ask the following questions in your class and complete the table:

1. Would you like to share your room with your pet animals?
2. Will your parents agree to it?
3. Does this pet take a lot of space?

Name	I like	My parents	Space taken
Anju	birds	yes	a small cage

6. Let's Write:

A) Discuss in groups about the animals you know and how they are useful to us. Complete your description using some of these words:

1. The animal which carries load and is used by a washerman.
2. The animal which gives wool.
3. The animal which is called "The ship of the desert."
4. The animal which gives milk and is worshipped in the society.
5. The animal which has a long trunk.

B) Read the notes and write about the monkey:

name	:	Matroo monkey
home	:	trees
family and friends	:	monkeys and children
likes	:	playing and jumping on the tree
food	:	fruits
feelings	:	happy
colour	:	gray, brown
size	:	medium size
face	:	black, red

7. Let's Do It:

A) Read the names of animals given below and classify them in the following table:

peacock,	wolf,	dog,	pigeon,	tiger,
fish,	bear,	crocodile,	sparrow,	cow,
goat,	frog.			

birds	animals which live in water	wild animals	pet animals

B) Given below is a table with the names of some animals. Complete the table by filling in the colour, food, size and the place they live in.

	lion	elephant	dog	cat
colour				
food				
size				
the place				