



MY DEAR SOLDIERS


Let us do these activities before we read.

- I Look around and identify the people who contribute to your life selflessly with a risk to their own lives. Share your answers with your classmates and the teacher.
- II Work in pairs. Discuss at least three questions that you would like to ask the people identified in I.






Let us read



Oh! Defenders of borders
You are great sons of my land
When we are all asleep
You still hold on to your deed
Windy season or snowy days
Or scorching sun's sweltering rays
You are there guarding all the time awake
Treading the lonely expanses as yogis
Climbing the heights or striding the valleys
Defending the deserts or guarding the marshes
Surveillance in seas and by securing the air
Prime of your youth given to the nation!!
Wind chimes of my land vibrate your feat
We pray for you brave men!!
May the Lord bless you all!!

A.P.J. ABDUL KALAM



Note

When the poet mentions 'great sons' he is actually referring to all the soldiers (men and women) serving the nation.

Let us discuss

I Complete the summary with an exact word from the poem. An example has been done for you. Share your answers with your classmates and the teacher.

The poem is a tribute to the soldiers of the 1. **land** who defend the 2. _____ of their country. It highlights their untiring commitment and sacrifices as they guard the nation. The soldiers remain vigilant and dedicated, whether it's windy, snowy, or 3. _____ hot. They walk on 4. _____ stretches of land like the yogis. Their duty takes them to different terrains, including mountains, valleys, 5. _____, and marshes. The poet acknowledges that they have given a major part of their 6. _____ to protect the nation. The poet says the wind chimes show their respect to the soldiers' 7. _____. The poet concludes with prayers for their well-being and blessings.

II Select the correct option for the following questions.

1. The theme of the poem is _____.

- (i) patriotism and sacrifice
- (ii) heroism and awareness
- (iii) nature and hardship
- (iv) seasons and terrains

2. The tone of the poem is _____.

- (i) admiring (ii) sad (iii) respectful
- (iv) grateful (v) prayerful

- A. Only (v) B. (i) and (iii)
- C. (ii), (iii) and (v) D. (i), (iii), (iv) and (v)



III Complete the following sentences by explaining why the poet has used the following poetic devices.

1. **Imagery** because _____.
2. **Simile** because the soldiers are likened to _____.
3. **Metaphor** because the poet uses wind chimes _____.
4. **Repetition** of the words 'you' and 'we' because _____.
5. **Alliteration** such as 'season or snowy' and _____ to create _____.





Let us think and reflect

I Read the extract given below and answer the questions that follow.

*When we are all asleep
You still hold on to your deed
Windy season or snowy days
Or scorching sun's sweltering rays
You are there guarding all the time awake
Treading the lonely expanses as yogis*

1. Identify a set of opposite words from the extract.
2. Complete the sentence appropriately.

The phrase 'still hold on to your deed' refers to the soldier's attitude of _____.

3. Identify whether the following statement is **true** or **false**.

The soldiers walk across the deserted stretches of land.

4. Give evidence from the extract to show that soldiers face harsh weather conditions.
5. Which quality of the soldiers is highlighted in this extract?
(i) modesty (ii) optimism (iii) simplicity (iv) dedication

II Answer the following questions.

1. Who is the speaker of this poem? How can you say so?
2. How is the theme of the poem conveyed through imagery? Support your answer with examples from the poem.
3. How does the poet highlight the commitment of the soldiers? Provide examples from the poem to support your answer.
4. What is the significance of the line 'Prime of your youth given to the nation!!' with reference to sacrifice and service?
5. The poem ends with a prayer for the soldiers' well-being and blessings. Why is it important for each one of us to pray for the well-being of soldiers?



Let us learn

I The poem mentions a few terrains (physical features of land)—valleys, deserts, and marshes. Identify the terrains from the box given below. There are two that you do not need.



ghats river plateau delta bay peninsula mountains

II Study the following phrases from the poem.

- *treading the lonely expanses*
- *climbing the heights*
- *scorching sun*

Such phrases are word pairs that come together in combinations and are called **collocations**.

Collocations are specific word pairings in English. They refer to the way certain words frequently appear together with others.

Fill in the blanks by choosing the words given in the brackets that collocate appropriately.

1. The hikers reached the _____ (summit/peak) of the mountain after several days of trekking through challenging conditions.
2. The _____ (empty/barren) landscape of the desert made it nearly impossible to find any water sources.
3. In the rainforest, the _____ (heavy/dense) forest provides a habitat for a diverse range of wildlife.
4. Chitra is a very _____ (heroic/adventurous) person and enjoys mountain climbing.
5. I'll try to get back in time, but I'm not _____ (doing/making) any promises.



Let us listen

I **Think and complete** the poem titled 'A Soldier's Pride', given below. (Transcript for the teacher on pg. 224)

In fields so vast, our soldiers stand,
With hearts so brave, and firm 1. _____,
They guard our land both night and 2. _____,
To keep our fears and foes at bay.

With every dawn and setting 3. _____,
Their duty calls, it must be done,
Through 4. _____ skies and blazing heat,
They 5. _____ along with steady feet.





For love of land, they 6. _____ and strive,
To keep our hopes and 7. _____ alive,
With pride and honour, they defend,
Our beloved India, till the very 8. _____.

II Now, **listen to the poem** and correct your answers wherever required.



Let us speak

I Work in pairs and practise reciting the poem 'My Dear Soldiers'. Pause briefly at (/) and emphasise the highlighted words.

My/Dear/Soldiers/by A.P.J. Abdul Kalam

(pause and count 1-2-3 silently before reciting the poem)


Oh! Defenders / of borders /
You are **great sons** / of my land /
When we are all / **asleep** /
You still hold on / to your **deed** /
Windy season / or **snowy days** /
Or **scorching sun's** / sweltering **rays** /
You are there / **guarding** all the time / **awake** /
Treading the **lonely expanses** / as **yogis** /
Climbing the heights / or **striding** the valleys /
Defending the **deserts** / or guarding the **marshes** /
Surveillance in seas / and by securing the **air** /
Prime of your **youth** / given to the **nation!!** /
Wind chimes of my land / **vibrate your feat** /
We **pray for you** / brave men!! /
May the **Lord** bless you all!! /



2. Now, recite aloud in groups of 8–10.

Remember—

- Use volume to add emotion to the poem. For instance, speak more softly for lines that express tenderness or solemnity and louder for lines that convey strength or pride.
- Maintain a steady pace. Don't rush through the lines.
- Use appropriate facial expressions to boost the meaning of the poem. Stand tall with a confident posture to reflect the pride and strength of the soldiers.





Let us write

I An **acrostic poem** is the one in which the first letter of each line spells out a word, name or phrase when read vertically. Read the example given below and compose your own acrostic poem.

Proud of motherland	S _____
Always alert I stand	O _____
Time, my concern never	L _____
Respect to her, forever	D _____
In worse times or better	I _____
Our love has no end	E _____
To me, my country is my friend.	R _____

II We cannot thank our soldiers enough. To express your admiration, draft a note of gratitude for their selfless service to the nation. (Word limit: 50 words)

You may begin this way:

Dear Bravehearts,

I would like to...



Let us explore

- I Design a badge of honour for the soldiers. You may make it by hand, with cardboard, paper, and colours, or alternately, design it digitally and take a printout. Remember to include a self-designed logo and a slogan in the badge.
- II Find out any poem or story in your mother tongue or regional language about the sacrifices and bravery of soldiers. Make a presentation in the class.

